

REPORT NUMBER: ITL78264

PAGE: 1 OF 6

ISSUE DATE: 08/06/13

PREPARED FOR: PRECISION ARCHITECTURAL LIGHTING

CATALOG NUMBER: MLP3-I/D-HO/MO-K35-4-XX-LOH-120

LUMINAIRE: EXTRUDED 2-PIECE METAL HOUSING WITH WHITE PAINTED GENERAL INTERIOR FINISH, FABRICATED WHITE PAINTED METAL END CAPS. TWO DISTINCT OPTICAL COMPARTMENTS EACH WITH FORMED WHITE PAINTED METAL REFLECTOR/CIRCUIT BOARD MOUNT AND 4 WHITE CIRCUIT BOARDS EACH WITH 36 LEDS. EXTRUDED CLEAR PLASTIC BOTTOM DIFFUSER WITH WHITE SIDES AND HOLOGRAPHIC PLASTIC OVERLAY. OPEN TOP.

LAMPS: TWO HUNDRED EIGHTY-EIGHT WHITE LIGHT EMITTING DIODES (LEDS), 144 VERTICAL BASE-UP POSITION, 144 VERTICAL BASE-DOWN POSITION.

TOTAL INPUT WATTS = 64.4 AT 120.0 VOLTS


MOUNTING: SUSPENDED

LED DRIVER: OSRAM OT80W/4X500C/UNV/DIM (UPPER),
OSRAM OT100W/4X600C/UNV/DIM (LOWER)
(NO INPUT TO DIMMING LEADS FOR THIS TEST.)

NOTE: DATA SHOWN IS ABSOLUTE FOR THE SAMPLE PROVIDED AT RATED INPUT VOLTAGE (120VAC, 60Hz) TO THE LED DRIVERS.

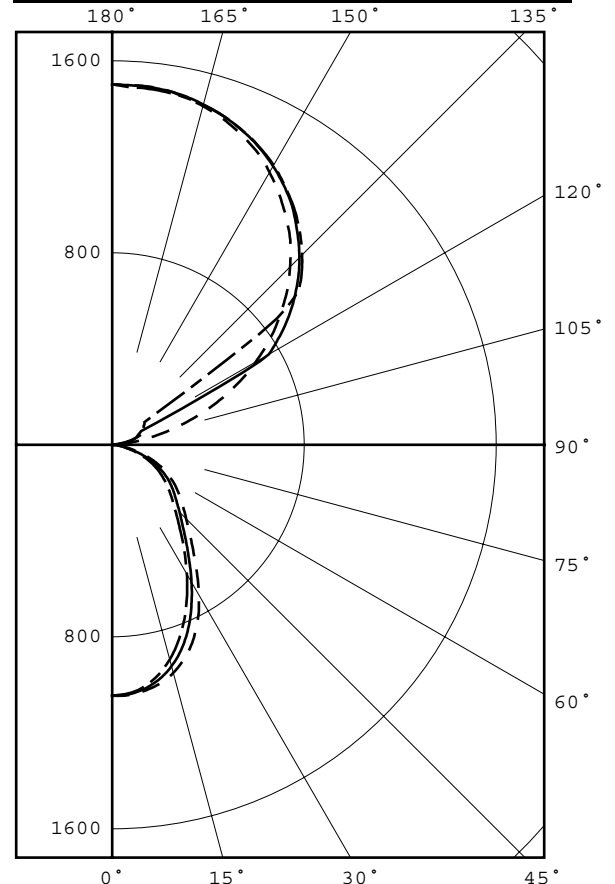
TEST PROCEDURE: IESNA LM-79-08

TEST DISTANCE = 35.0 FEET



CANDELA DISTRIBUTION

	0.0	22.5	45.0	67.5	90.0	FLUX
0	1046	1046	1046	1046	1046	
5	1042	1032	1038	1038	1033	98
15	984	967	955	937	926	267
25	833	809	775	744	732	356
35	606	583	552	528	520	349
45	436	420	397	375	366	309
55	333	321	302	281	271	269
65	231	223	206	188	182	203
75	109	104	92	83	80	100
85	13	14	13	12	12	18
90	0	0	0	0	0	
95	42	24	9	9	9	26
105	269	100	98	92	90	151
115	554	596	133	138	142	329
125	820	849	885	749	164	661
135	1048	1068	1103	1119	1119	843
145	1233	1245	1275	1281	1279	791
155	1376	1373	1395	1398	1397	640
165	1461	1451	1468	1470	1466	413
175	1500	1490	1500	1496	1492	142
180	1501	1501	1501	1501	1501	



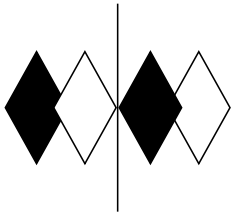
LEGEND:
0-deg - - - - -
45-deg = = = = =
90-deg - - - - -

ZONAL LUMEN SUMMARY

ZONE	LUMENS	%FIXT
0- 30	721	12.1
0- 40	1070	17.9
0- 60	1649	27.6
0- 90	1970	33.0
90-120	506	8.5
90-130	1167	19.6
90-150	2801	46.9
90-180	3996	67.0
0-180	5967	100.0

EFFICACY = 92.7 lm/W
CIE TYPE - SEMI-INDIRECT

Checked N WHITE
Approved R BEATTIE
Lighting Engineer



itl boulder
THE LIGHT CENTER OF THE INDUSTRY SINCE 1955



INDEPENDENT TESTING LABORATORIES, INC.
 4066 CAMELOT CIRCLE, LONGMONT, CO 80504 USA

PHONE: (303) 442-1255 • FAX: (970) 535-3114 • E-MAIL: itl@itlboulder.com • WEBSITE: www.itlboulder.com

REPORT NUMBER: ITL78264

PAGE: 2 OF 6

ISSUE DATE: 08/06/13

PREPARED FOR: PRECISION ARCHITECTURAL LIGHTING

PLANE : 0-DEG 90-DEG
 LUMINOUS LENGTH : 47.000 2.875

LUMINANCE DATA IN CANDELA/SQ M

ANGLE IN DEG	AVERAGE 0-DEG	AVERAGE 45-DEG	AVERAGE 90-DEG
45	7073.	6440.	5937.
55	6660.	6040.	5420.
65	6270.	5591.	4940.
75	4831.	4077.	3546.
85	1711.	1711.	1579.



INDEPENDENT TESTING LABORATORIES, INC.
4066 CAMELOT CIRCLE, LONGMONT, CO 80504 USA

PHONE: (303) 442-1255 • FAX: (970) 535-3114 • E-MAIL: itl@itlboulder.com • WEBSITE: www.itlboulder.com

REPORT NUMBER: ITL78264

PAGE: 3 OF 6

ISSUE DATE: 08/06/13

PREPARED FOR: PRECISION ARCHITECTURAL LIGHTING

CANDELA DISTRIBUTION
LATERAL ANGLE

	0.0	22.5	45.0	67.5	90.0
0.0	1046	1046	1046	1046	1046
5.0	1042	1032	1038	1038	1033
10.0	1022	1009	1008	1001	993
15.0	984	967	955	937	926
20.0	922	902	877	849	836
25.0	833	809	775	744	732
30.0	722	695	661	632	622
35.0	606	583	552	528	520
40.0	510	489	463	442	432
45.0	436	420	397	375	366
50.0	380	367	345	325	316
55.0	333	321	302	281	271
60.0	284	274	257	236	228
65.0	231	223	206	188	182
70.0	172	165	150	136	131
75.0	109	104	92	83	80
80.0	52	49	44	41	39
85.0	13	14	13	12	12
90.0	0	0	0	0	0
95.0	42	24	9	9	9
100.0	142	67	58	48	45
105.0	269	100	98	92	90
110.0	411	455	114	126	129
115.0	554	596	133	138	142
120.0	690	726	753	152	151
125.0	820	849	885	749	164
130.0	939	965	1000	1013	1018
135.0	1048	1068	1103	1119	1119
140.0	1149	1161	1193	1206	1205
145.0	1233	1245	1275	1281	1279
150.0	1311	1316	1341	1345	1345
155.0	1376	1373	1395	1398	1397
160.0	1424	1416	1437	1441	1437
165.0	1461	1451	1468	1470	1466
170.0	1489	1476	1490	1488	1484
175.0	1500	1490	1500	1496	1492
180.0	1501	1501	1501	1501	1501



INDEPENDENT TESTING LABORATORIES, INC.
4066 CAMELOT CIRCLE, LONGMONT, CO 80504 USA

PHONE: (303) 442-1255 • FAX: (970) 535-3114 • E-MAIL: itl@itlboulder.com • WEBSITE: www.itlboulder.com

REPORT NUMBER: ITL78264

PAGE: 4 OF 6

ISSUE DATE: 08/06/13

PREPARED FOR: PRECISION ARCHITECTURAL LIGHTING

5-DEGREE

ZONAL LUMEN SUMMARY

0- 5	25
5- 10	73
10- 15	116
15- 20	151
20- 25	173
25- 30	182
30- 35	179
35- 40	170
40- 45	159
45- 50	150
50- 55	141
55- 60	129
60- 65	112
65- 70	90
70- 75	64
75- 80	36
80- 85	15
85- 90	3
90- 95	4
95-100	22
100-105	49
105-110	101
110-115	138
115-120	191
120-125	273
125-130	388
130-135	421
135-140	422
140-145	409
145-150	382
150-155	344
155-160	296
160-165	239
165-170	175
170-175	107
175-180	36

10-DEGREE

ZONAL LUMEN SUMMARY

0- 10	98
0- 20	365
0- 30	721
0- 40	1070
0- 50	1380
0- 60	1649
0- 70	1852
0- 80	1952
0- 90	1970
0-100	1996
0-110	2147
0-120	2476
0-130	3137
0-140	3980
0-150	4771
0-160	5411
0-170	5824
0-180	5967



INDEPENDENT TESTING LABORATORIES, INC.
4066 CAMELOT CIRCLE, LONGMONT, CO 80504 USA

PHONE: (303) 442-1255 • FAX: (970) 535-3114 • E-MAIL: itl@itlboulder.com • WEBSITE: www.itlboulder.com

REPORT NUMBER: ITL78264

PAGE: 5 OF 6

ISSUE DATE: 08/06/13

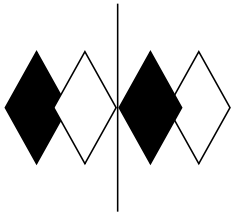
PREPARED FOR: PRECISION ARCHITECTURAL LIGHTING

COEFFICIENTS OF UTILIZATION - ZONAL CAVITY METHOD

EFFECTIVE FLOOR CAVITY REFLECTANCE 0.20

RC	80				70				50			30			10			0
	RW	70	50	30	10	70	50	30	10	50	30	10	50	30	10	50	30	10
0	103	103	103	103	93	93	93	93	74	74	74	57	57	57	41	41	41	33
1	94	90	87	83	85	81	78	76	65	63	61	50	49	48	36	36	35	28
2	86	79	73	68	77	72	67	63	57	54	51	44	42	40	32	31	30	24
3	79	70	63	57	71	63	57	53	51	47	43	39	37	34	29	27	26	21
4	72	62	54	49	65	56	50	45	45	41	37	35	32	30	26	24	22	18
5	66	55	48	42	60	50	44	39	41	36	32	32	29	26	24	21	20	16
6	61	50	42	36	55	45	38	34	37	32	28	29	25	23	22	19	18	14
7	56	45	37	32	51	41	34	30	33	28	25	26	23	20	20	18	16	13
8	52	41	33	28	47	37	31	26	30	26	22	24	21	18	18	16	14	12
9	49	37	30	25	44	34	28	23	28	23	20	22	19	16	17	15	13	11
10	46	34	27	23	41	31	25	21	26	21	18	21	17	15	16	14	12	10

ALL CANDELA, LUMENS, LUMINANCE, AND VCP VALUES IN THIS REPORT ARE BASED ON ABSOLUTE PHOTOMETRY. THE COEFFICIENT OF UTILIZATION VALUES ARE BASED ON THE TOTAL ABSOLUTE LUMEN OUTPUT OF THIS TEST SAMPLE.



itl boulder
THE LIGHT CENTER OF THE INDUSTRY SINCE 1955



INDEPENDENT TESTING LABORATORIES, INC.
4066 CAMELOT CIRCLE, LONGMONT, CO 80504 USA

PHONE: (303) 442-1255 • FAX: (970) 535-3114 • E-MAIL: itl@itlboulder.com • WEBSITE: www.itlboulder.com

REPORT NUMBER: ITL78264
ISSUE DATE: 08/06/13
PREPARED FOR: PRECISION ARCHITECTURAL LIGHTING

PAGE: 6 OF 6

ADDRESS: 4830 TIMBER CREEK DRIVE
HOUSTON, TX 77017

THIS ITL REPORT WITH THE USE OF THE NVLAP LOGO SHALL NOT BE USED BY THE CLIENT TO CLAIM PRODUCT CERTIFICATION, APPROVAL, OR ENDORSEMENT BY NVLAP, NIST, OR ANY AGENCY OF THE FEDERAL GOVERNMENT.