

REPORT NUMBER: ITL78269

PAGE: 1 OF 6

ISSUE DATE: 08/07/13

PREPARED FOR: PRECISION ARCHITECTURAL LIGHTING  
CATALOG NUMBER: MLP5-I/D-MO/HO-K35-4-XX-LOH-120

LUMINAIRE: EXTRUDED 2-PIECE METAL HOUSING WITH WHITE PAINTED GENERAL INTERIOR FINISH, FABRICATED METAL END CAPS WITH WHITE PAINTED INTERIOR. TWO DISTINCT OPTICAL COMPARTMENTS EACH WITH FORMED WHITE PAINTED METAL REFLECTOR/CIRCUIT BOARD MOUNT, 2 FORMED WHITE PAINTED METAL SIDE REFLECTORS AND 4 WHITE CIRCUIT BOARDS EACH WITH 36 LEDS. EXTRUDED CLEAR PLASTIC BOTTOM DIFFUSER WITH WHITE SIDES AND HOLOGRAPHIC PLASTIC OVERLAY. OPEN TOP.

LAMPS: TWO HUNDRED EIGHTY-EIGHT WHITE LIGHT EMITTING DIODES (LEDS), 144 VERTICAL BASE-UP POSITION, 144 VERTICAL BASE-DOWN POSITION.

TOTAL INPUT WATTS = 75.3 AT 120.0 VOLTS

MOUNTING: SUSPENDED


LED DRIVER:

OSRAM OT25W/4X160C/UNV/DIM (UPPER),  
OSRAM OT50W/4X300C/UNV/DIM (LOWER)  
(NO INPUT TO DIMMING LEADS FOR THIS TEST.)

NOTE: DATA SHOWN IS ABSOLUTE FOR THE SAMPLE PROVIDED AT RATED INPUT VOLTAGE (120VAC, 60Hz) TO THE LED DRIVERS.

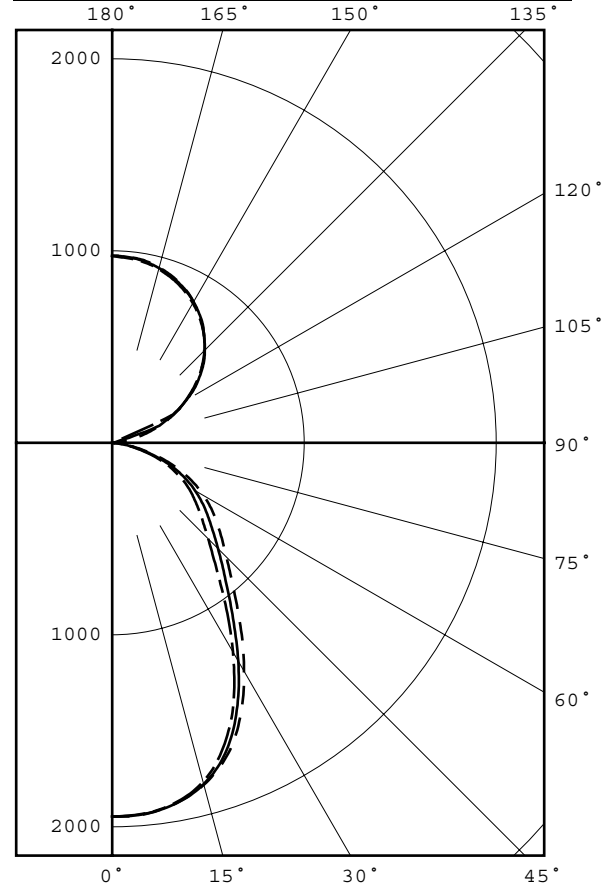
TEST PROCEDURE: IESNA LM-79-08

TEST DISTANCE = 35.0 FEET



CANDELA DISTRIBUTION

	0.0	22.5	45.0	67.5	90.0	FLUX
0	1947	1947	1947	1947	1947	
5	1942	1926	1940	1944	1938	184
15	1844	1830	1840	1838	1827	515
25	1577	1556	1536	1510	1495	701
35	1164	1133	1091	1050	1028	686
45	842	819	779	727	707	602
55	645	626	586	543	527	524
65	447	430	404	376	365	398
75	211	203	187	173	170	201
85	25	25	24	23	22	34
90	0	0	0	0	0	
95	26	10	12	12	13	16
105	175	176	20	22	22	97
115	358	364	350	353	346	323
125	534	531	539	530	527	475
135	678	672	682	684	681	524
145	798	791	801	797	794	498
155	889	881	887	883	879	407
165	945	936	942	939	936	265
175	972	965	970	967	965	92
180	974	974	974	974	974	



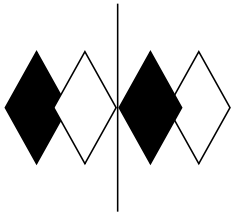
LEGEND:  
0-deg -----  
45-deg =====  
90-deg -----

ZONAL LUMEN SUMMARY

ZONE	LUMENS	% FIXT
0- 30	1400	21.4
0- 40	2086	31.9
0- 60	3212	49.1
0- 90	3845	58.8
90-120	436	6.7
90-130	911	13.9
90-150	1933	29.5
90-180	2698	41.2
0-180	6543	100.0

EFFICACY = 86.9 lm/W  
CIE TYPE - GENERAL DIFFUSE  
PLANE : 0-DEG 90-DEG  
SPACING CRITERIA : 1.09 1.03

Checked N. WHITE  
Approved R. BEATTIE  
Lighting Engineer



**itl boulder**  
THE LIGHT CENTER OF THE INDUSTRY SINCE 1955



INDEPENDENT TESTING LABORATORIES, INC.  
 4066 CAMELOT CIRCLE, LONGMONT, CO 80504 USA

PHONE: (303) 442-1255 • FAX: (970) 535-3114 • E-MAIL: [itl@itlboulder.com](mailto:itl@itlboulder.com) • WEBSITE: [www.itlboulder.com](http://www.itlboulder.com)

REPORT NUMBER: ITL78269 PAGE: 2 OF 6  
 ISSUE DATE: 08/07/13  
 PREPARED FOR: PRECISION ARCHITECTURAL LIGHTING

PLANE : 0-DEG 90-DEG  
 LUMINOUS LENGTH : 46.875 4.875

LUMINANCE DATA IN CANDELA/SQ M

ANGLE IN DEG	AVERAGE 0-DEG	AVERAGE 45-DEG	AVERAGE 90-DEG
45	8077.	7473.	6782.
55	7628.	6930.	6232.
65	7174.	6484.	5858.
75	5530.	4901.	4455.
85	1946.	1868.	1712.



INDEPENDENT TESTING LABORATORIES, INC.  
4066 CAMELOT CIRCLE, LONGMONT, CO 80504 USA

PHONE: (303) 442-1255 • FAX: (970) 535-3114 • E-MAIL: [itl@itlboulder.com](mailto:itl@itlboulder.com) • WEBSITE: [www.itlboulder.com](http://www.itlboulder.com)

REPORT NUMBER: ITL78269

PAGE: 3 OF 6

ISSUE DATE: 08/07/13

PREPARED FOR: PRECISION ARCHITECTURAL LIGHTING

CANDELA DISTRIBUTION  
LATERAL ANGLE

	0.0	22.5	45.0	67.5	90.0
0.0	1947	1947	1947	1947	1947
5.0	1942	1926	1940	1944	1938
10.0	1907	1893	1908	1910	1903
15.0	1844	1830	1840	1838	1827
20.0	1740	1721	1721	1705	1690
25.0	1577	1556	1536	1510	1495
30.0	1373	1346	1313	1276	1257
35.0	1164	1133	1091	1050	1028
40.0	981	953	913	864	840
45.0	842	819	779	727	707
50.0	736	717	673	626	608
55.0	645	626	586	543	527
60.0	551	533	499	463	452
65.0	447	430	404	376	365
70.0	332	319	299	278	272
75.0	211	203	187	173	170
80.0	100	96	87	82	80
85.0	25	25	24	23	22
90.0	0	0	0	0	0
95.0	26	10	12	12	13
100.0	93	54	17	20	20
105.0	175	176	20	22	22
110.0	267	271	261	25	25
115.0	358	364	350	353	346
120.0	450	450	447	439	443
125.0	534	531	539	530	527
130.0	608	607	616	613	610
135.0	678	672	682	684	681
140.0	743	738	743	744	741
145.0	798	791	801	797	794
150.0	846	843	848	844	840
155.0	889	881	887	883	879
160.0	921	912	918	914	911
165.0	945	936	942	939	936
170.0	964	954	960	957	955
175.0	972	965	970	967	965
180.0	974	974	974	974	974



INDEPENDENT TESTING LABORATORIES, INC.  
4066 CAMELOT CIRCLE, LONGMONT, CO 80504 USA

PHONE: (303) 442-1255 • FAX: (970) 535-3114 • E-MAIL: itl@itlboulder.com • WEBSITE: www.itlboulder.com

REPORT NUMBER: ITL78269

PAGE: 4 OF 6

ISSUE DATE: 08/07/13

PREPARED FOR: PRECISION ARCHITECTURAL LIGHTING

5-DEGREE  
ZONAL LUMEN SUMMARY

0- 5	46
5- 10	137
10- 15	222
15- 20	293
20- 25	341
25- 30	360
30- 35	353
35- 40	333
40- 45	311
45- 50	292
50- 55	273
55- 60	251
60- 65	220
65- 70	178
70- 75	127
75- 80	73
80- 85	29
85- 90	5
90- 95	3
95-100	12
100-105	32
105-110	65
110-115	128
115-120	195
120-125	226
125-130	249
130-135	261
135-140	263
140-145	257
145-150	241
150-155	219
155-160	189
160-165	153
165-170	113
170-175	69
175-180	23

10-DEGREE  
ZONAL LUMEN SUMMARY

0- 10	184
0- 20	699
0- 30	1400
0- 40	2086
0- 50	2688
0- 60	3212
0- 70	3610
0- 80	3811
0- 90	3845
0-100	3861
0-110	3958
0-120	4281
0-130	4756
0-140	5280
0-150	5778
0-160	6186
0-170	6451
0-180	6543



INDEPENDENT TESTING LABORATORIES, INC.  
4066 CAMELOT CIRCLE, LONGMONT, CO 80504 USA

PHONE: (303) 442-1255 • FAX: (970) 535-3114 • E-MAIL: itl@itlboulder.com • WEBSITE: www.itlboulder.com

REPORT NUMBER: ITL78269

PAGE: 5 OF 6

ISSUE DATE: 08/07/13

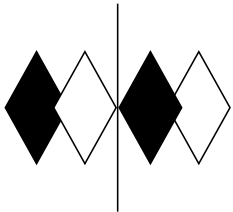
PREPARED FOR: PRECISION ARCHITECTURAL LIGHTING

COEFFICIENTS OF UTILIZATION - ZONAL CAVITY METHOD

EFFECTIVE FLOOR CAVITY REFLECTANCE 0.20

RC	80				70				50			30			10			0
	RW	70	50	30	10	70	50	30	10	50	30	10	50	30	10	50	30	10
0	109	109	109	109	102	102	102	102	88	88	88	76	76	76	64	64	64	59
1	100	96	92	89	93	90	87	84	78	76	74	67	66	64	58	56	55	51
2	92	85	79	74	85	79	74	70	69	65	62	60	57	54	51	49	47	43
3	84	75	68	62	78	70	64	59	62	57	53	53	50	47	46	43	41	37
4	77	67	59	53	72	63	56	50	55	50	45	48	44	41	41	38	36	33
5	71	60	52	46	66	56	49	44	50	44	40	43	39	36	38	34	32	29
6	66	54	46	40	61	51	44	39	45	39	35	40	35	32	35	31	28	26
7	61	49	41	36	57	46	39	34	41	35	31	36	32	28	32	28	25	23
8	57	45	37	32	53	42	35	31	38	32	28	33	29	26	29	26	23	21
9	53	41	34	29	50	39	32	28	35	29	25	31	26	23	27	24	21	19
10	50	38	31	26	47	36	29	25	32	27	23	29	24	21	25	22	19	17

ALL CANDELA, LUMENS, LUMINANCE, AND VCP VALUES IN THIS REPORT ARE BASED ON ABSOLUTE PHOTOMETRY. THE COEFFICIENT OF UTILIZATION VALUES ARE BASED ON THE TOTAL ABSOLUTE LUMEN OUTPUT OF THIS TEST SAMPLE.



**itl boulder**  
THE LIGHT CENTER OF THE INDUSTRY SINCE 1955



INDEPENDENT TESTING LABORATORIES, INC.  
4066 CAMELOT CIRCLE, LONGMONT, CO 80504 USA

PHONE: (303) 442-1255 • FAX: (970) 535-3114 • E-MAIL: [itl@itlboulder.com](mailto:itl@itlboulder.com) • WEBSITE: [www.itlboulder.com](http://www.itlboulder.com)

REPORT NUMBER: ITL78269  
ISSUE DATE: 08/07/13  
PREPARED FOR: PRECISION ARCHITECTURAL LIGHTING

PAGE: 6 OF 6

ADDRESS: 4830 TIMBER CREEK DRIVE  
HOUSTON, TX 77017

THIS ITL REPORT WITH THE USE OF THE NVLAP LOGO SHALL NOT BE USED BY THE CLIENT TO CLAIM PRODUCT CERTIFICATION, APPROVAL, OR ENDORSEMENT BY NVLAP, NIST, OR ANY AGENCY OF THE FEDERAL GOVERNMENT.