# MM2P - SUSPENDED LINEAR
## ILLUMINATED MODULE (LOUVERED)

## PHOTOMETRY

### MM2P06B (6" L, 1000lm, 11W, **15°**)

**MM2P06B-P24-B15-T30**

| 6", 1000lm, 15°, 3000K, CRI: 90 | |
|---|---|
| System Power (Watts) | 9.8W |
| Test Date | 5/20/2019 |
| Beam Angle (50%) | 19.6° |
| Field Angle (10%) | 39.7° |
| Color Temperature | 3161K |
| CRI: | 94.5 |
| R9 Value | 63.3 |
| Lumens Delivered (lm) | 1160.8 |
| CBCP | 7153 |
| Volts: | 24V DC |

**MULTIPLIERS**

| CCT | |
|---|---|
| 4000K : | 1.07 |
| 3500K : | 1.00 |
| **3000K : 1.00** | |
| 2700K : | 1.00 |

**CANDELA TABULATION**

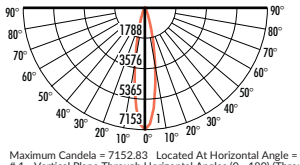


Maximum Candela = 7152.83 Located At Horizontal Angle = 0, Vertical Angle = 0
# 1 - Vertical Plane Through Horizontal Angles (0 - 180) (Through Max. Cd.)

**LUMINANCE DATA (cd/sq.m)**

| Angle in Degrees | Average 0-Deg | Average 45-Deg | Average 90-Deg |
|---|---|---|---|
| 45 | 1543 | 1720 | 3219 |
| 55 | 316 | 357 | 759 |
| 65 | 156 | 179 | 439 |
| 75 | 162 | 188 | 552 |
| 85 | 204 | 241 | 908 |

**FOOTCANDLE DISTRIBUTION**

**Recessed Track (MTRFG, MTRTS)**

| Ceiling HT FT (H) | Beam Dia. (D) | Foot Candle (FC) |
|---|---|---|
| 14.0' | 4.2' | 49.4 |
| 16.0' | 4.8' | 36.3 |
| 18.0' | 5.5' | 27.8 |
| 20.0' | 6.2' | 22.0 |
| 22.0' | 6.9' | 17.8 |

(fixture 2.0 ft below housing)

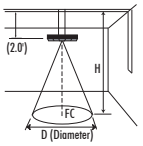


**Pendant Track (MTPDN) with 32" cable**

| Ceiling HT FT (H) | Beam Dia. (D) | Foot Candle (FC) |
|---|---|---|
| 14.0' | 3.2' | 85.3 |
| 16.0' | 3.9' | 57.5 |
| 18.0' | 4.5' | 41.3 |
| 20.0' | 5.2' | 31.1 |
| 22.0' | 5.9' | 24.3 |

(fixture 4.8 ft below housing)

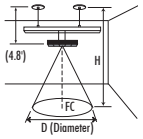


### MM2P06B (6" L, 1000lm, 11W, **40°**)

**MM2P06B-P24-B40-T30**

| 6", 1000lm, 40°, 3000K, CRI: 90 | |
|---|---|
| System Power (Watts) | 9.8W |
| Test Date | 5/20/2019 |
| Beam Angle (50%) | 41.1° |
| Field Angle (10%) | 73.5° |
| Color Temperature | 3111K |
| CRI: | 94.4 |
| R9 Value | 62.5 |
| Lumens Delivered (lm) | 1042.4 |
| CBCP | 1898 |
| Volts: | 24V DC |

**MULTIPLIERS**

| CCT | |
|---|---|
| 4000K : | 1.07 |
| 3500K : | 1.00 |
| **3000K : 1.00** | |
| 2700K : | 1.00 |

**CANDELA TABULATION**

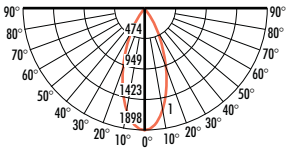


Maximum Candela = 1897.52 Located At Horizontal Angle = 0, Vertical Angle = 0
# 1 - Vertical Plane Through Horizontal Angles (0 - 180) (Through Max. Cd.)

**LUMINANCE DATA (cd/sq.m)**

| Angle in Degrees | Average 0-Deg | Average 45-Deg | Average 90-Deg |
|---|---|---|---|
| 45 | 5082 | 5666 | 10603 |
| 55 | 566 | 640 | 1360 |
| 65 | 166 | 190 | 467 |
| 75 | 174 | 203 | 595 |
| 85 | 194 | 229 | 865 |

**FOOTCANDLE DISTRIBUTION**

**Recessed Track (MTRFG, MTRTS)**

| Ceiling HT FT (H) | Beam Dia. (D) | Foot Candle (FC) |
|---|---|---|
| 14.0' | 9.0' | 13.1 |
| 16.0' | 10.5' | 9.6 |
| 18.0' | 12.0' | 7.4 |
| 20.0' | 13.5' | 5.8 |
| 22.0' | 15.0' | 4.7 |

(fixture 2.0 ft below housing)

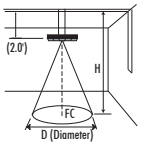


**Pendant Track (MTPDN) with 32" cable**

| Ceiling HT FT (H) | Beam Dia. (D) | Foot Candle (FC) |
|---|---|---|
| 14.0' | 6.9' | 22.6 |
| 16.0' | 8.4' | 15.3 |
| 18.0' | 9.9' | 11.0 |
| 20.0' | 11.4' | 8.3 |
| 22.0' | 12.9' | 6.4 |

(fixture 4.8 ft below housing)

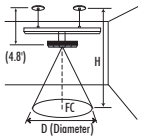


### MM2P06B (6" L, 1000lm, 11W, **60°**)

**MM2P06B-P24-B60-T30**

| 6", 1000lm, 60°, 3000K, CRI: 90 | |
|---|---|
| System Power (Watts) | 9.8W |
| Test Date | 5/20/2019 |
| Beam Angle (50%) | 48.3° |
| Field Angle (10%) | 80.8° |
| Color Temperature | 3123K |
| CRI: | 94.5 |
| R9 Value | 62.9 |
| Lumens Delivered (lm) | 943.4 |
| CBCP | 1365 |
| Volts: | 24V DC |

**MULTIPLIERS**

| CCT | |
|---|---|
| 4000K : | 1.07 |
| 3500K : | 1.00 |
| **3000K : 1.00** | |
| 2700K : | 1.00 |

**CANDELA TABULATION**

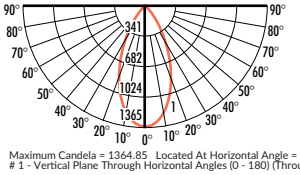


Maximum Candela = 1364.85 Located At Horizontal Angle = 0, Vertical Angle = 0
# 1 - Vertical Plane Through Horizontal Angles (0 - 180) (Through Max. Cd.)

**LUMINANCE DATA (cd/sq.m)**

| Angle in Degrees | Average 0-Deg | Average 45-Deg | Average 90-Deg |
|---|---|---|---|
| 45 | 6434 | 7174 | 13425 |
| 55 | 574 | 649 | 1379 |
| 65 | 133 | 152 | 373 |
| 75 | 151 | 176 | 517 |
| 85 | 129 | 153 | 576 |

**FOOTCANDLE DISTRIBUTION**

**Recessed Track (MTRFG, MTRTS)**

| Ceiling HT FT (H) | Beam Dia. (D) | Foot Candle (FC) |
|---|---|---|
| 14.0' | 10.8' | 9.4 |
| 16.0' | 12.6' | 6.9 |
| 18.0' | 14.4' | 5.3 |
| 20.0' | 16.2' | 4.2 |
| 22.0' | 18.0' | 3.4 |

(fixture 2.0 ft below housing)

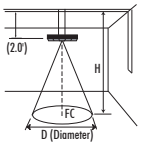


**Pendant Track (MTPDN) with 32" cable**

| Ceiling HT FT (H) | Beam Dia. (D) | Foot Candle (FC) |
|---|---|---|
| 14.0' | 8.2' | 16.3 |
| 16.0' | 10.0' | 11.0 |
| 18.0' | 11.8' | 7.9 |
| 20.0' | 13.6' | 5.9 |
| 22.0' | 15.4' | 4.6 |

(fixture 4.8 ft below housing)

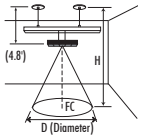


### MM206B (6" L, 1000lm, 11W, **30° x 90°**)

**MM2P06B-P24-B3090-T30**

| 6", 1000lm, 30° x 90°, 3000K, CRI: 90 | |
|---|---|
| System Power (Watts) | 9.8W |
| Test Date | 5/14/2019 |
| Vert. Beam Angle (50%) (W) | 42.6° |
| Horiz'l Beam Angle (50%) (L) | 82.6° |
| Vert. Field Angle (50%) (W) | 78.4° |
| Horiz'l Field Angle (50%) (L) | 105.8° |
| Color Temperature | 3120K |
| CRI: | 94.4 |
| R9 Value | 62.7 |
| Lumens Delivered (lm) | 1128.6 |
| CBCP | 1047 |
| Volts: | 24V DC |

**MULTIPLIERS**

| CCT | |
|---|---|
| 4000K : | 1.07 |
| 3500K : | 1.00 |
| **3000K : 1.00** | |
| 2700K : | 1.00 |

**CANDELA TABULATION**

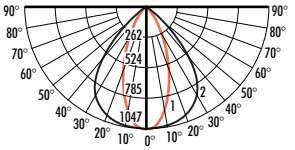


Maximum Candela = 1047.19 Located At Horizontal Angle = 0, Vertical Angle = 0
# 1 - Vertical Plane Through Horizontal Angles (0 - 180) (Through Max. Cd.)
# 2 - Vertical Plane Through Horizontal Angles (90 - 270)

**LUMINANCE DATA (cd/sq.m)**

| Angle in Degrees | Average 0-Deg | Average 45-Deg | Average 90-Deg |
|---|---|---|---|
| 45 | 5079 | 26301 | 87833 |
| 55 | 653 | 3091 | 11565 |
| 65 | 166 | 271 | 862 |
| 75 | 162 | 179 | 494 |
| 85 | 178 | 192 | 653 |

**FOOTCANDLE DISTRIBUTION**

**Recessed Track (MTRFG, MTRTS)**

| Ceiling HT FT (H) | Beam Distance Vert. Beam Angle (50%) (W) | Beam Distance Hor. Beam Angle (50%) (L) | Foot Candle (FC) |
|---|---|---|---|
| 14.0' | 9.4' | 21.1' | 7.2 |
| 16.0' | 10.9' | 24.6' | 5.3 |
| 18.0' | 12.5' | 28.2' | 4.1 |
| 20.0' | 14.1' | 31.7' | 3.2 |
| 22.0' | 15.6' | 35.2' | 2.6 |

(fixture 2.0 ft below housing)

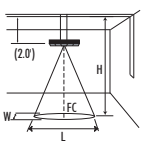


**Pendant Track (MTPDN) with 32" cable**

| Ceiling HT FT (H) | Beam Distance Vert. Beam Angle (50%) (W) | Beam Distance Hor. Beam Angle (50%) (L) | Foot Candle (FC) |
|---|---|---|---|
| 14.0' | 7.1' | 16.1' | 12.5 |
| 16.0' | 8.7' | 19.6' | 8.4 |
| 18.0' | 10.3' | 23.1' | 6.0 |
| 20.0' | 11.8' | 26.6' | 4.6 |
| 22.0' | 13.4' | 30.1' | 3.6 |

(fixture 4.8 ft below housing)

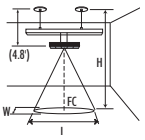


2019.06.13

# MM2P - SUSPENDED LINEAR
## ILLUMINATED MODULE (LOUVERED)

## PHOTOMETRY

### MM2P12B (12" L, 2000lm, 22W, **15°**)

**MM2P12B-P24-B15-T30**

**12", 2000lm, 15°, 3000K, CRI: 90**

| | |
|---|---|
| System Power (Watts) | 17.5W |
| Test Date | 5/20/2019 |
| Beam Angle (50%) | 19.9° |
| Field Angle (10%) | 41.0° |
| Color Temperature | 3161K |
| CRI: | 94.5 |
| R9 Value | 63.3 |
| Lumens Delivered (lm) | 2250.5 |
| CBCP | 13274 |
| Volts: | 24V DC |

**MULTIPLIERS**

| CCT | |
|---|---|
| 4000K : | 1.07 |
| 3500K : | 1.00 |
| **3000K : 1.00** | |
| 2700K : | 1.00 |

**CANDELA TABULATION**

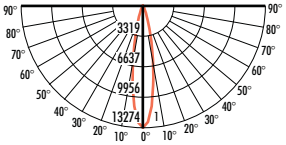


Maximum Candela = 13274.45 Located At Horizontal Angle = 0, Vertical Angle = 0
# 1 - Vertical Plane Through Horizontal Angles (0 - 180) (Through Max. Cd.)

**LUMINANCE DATA (cd/sq.m)**

| Angle in Degrees | Average 0-Deg | Average 45-Deg | Average 90-Deg |
|---|---|---|---|
| 45 | 1399 | 1638 | 3337 |
| 55 | 327 | 391 | 936 |
| 65 | 198 | 241 | 703 |
| 75 | 228 | 284 | 1079 |
| 85 | 263 | 336 | 1948 |

**FOOTCANDLE DISTRIBUTION**

**Recessed Track (MTRFG, MTRTS)**

| Ceiling HT FT (H) | Beam Dia. (D) | Foot Candle (FC) |
|---|---|---|
| 12.0' | 3.5' | 132.0 |
| 14.0' | 4.2' | 91.7 |
| 18.0' | 5.6' | 51.7 |
| 20.0' | 6.3' | 40.8 |
| 24.0' | 7.7' | 27.4 |

(fixture 2.0 ft below housing)

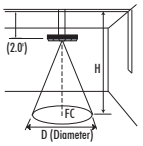


**Pendant Track (MTPDN) with 32" cable**

| Ceiling HT FT (H) | Beam Dia. (D) | Foot Candle (FC) |
|---|---|---|
| 12.0' | 2.5' | 259.2 |
| 14.0' | 3.2' | 158.4 |
| 18.0' | 4.6' | 76.7 |
| 20.0' | 5.3' | 57.8 |
| 24.0' | 6.7' | 36.2 |

(fixture 4.8 ft below housing)

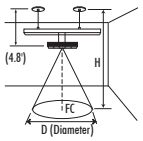


### MM2P12B (12" L, 2000lm, 22W, **40°**)

**MM2P12B-P24-B40-T30**

**12", 2000lm, 40°, 3000K, CRI: 90**

| | |
|---|---|
| System Power (Watts) | 17.5W |
| Test Date | 5/20/2019 |
| Beam Angle (50%) | 41.0° |
| Field Angle (10%) | 73.1° |
| Color Temperature | 3111K |
| CRI: | 94.4 |
| R9 Value | 62.5 |
| Lumens Delivered (lm) | 1779.5 |
| CBCP | 3268 |
| Volts: | 24V DC |

**MULTIPLIERS**

| CCT | |
|---|---|
| 4000K : | 1.07 |
| 3500K : | 1.00 |
| **3000K : 1.00** | |
| 2700K : | 1.00 |

**CANDELA TABULATION**

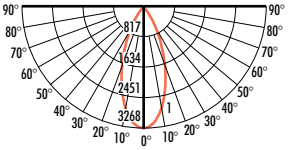


Maximum Candela = 3268.12 Located At Horizontal Angle = 0, Vertical Angle = 0
# 1 - Vertical Plane Through Horizontal Angles (0 - 180) (Through Max. Cd.)

**LUMINANCE DATA (cd/sq.m)**

| Angle in Degrees | Average 0-Deg | Average 45-Deg | Average 90-Deg |
|---|---|---|---|
| 45 | 4228 | 4948 | 10082 |
| 55 | 444 | 531 | 1272 |
| 65 | 161 | 197 | 573 |
| 75 | 175 | 218 | 828 |
| 85 | 196 | 251 | 1454 |

**FOOTCANDLE DISTRIBUTION**

**Recessed Track (MTRFG, MTRTS)**

| Ceiling HT FT (H) | Beam Dia. (D) | Foot Candle (FC) |
|---|---|---|
| 12.0' | 7.5' | 32.5 |
| 14.0' | 9.0' | 22.6 |
| 18.0' | 12.0' | 12.7 |
| 20.0' | 13.5' | 10.1 |
| 24.0' | 16.5' | 6.7 |

(fixture 2.0 ft below housing)

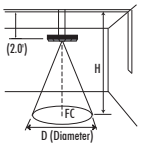


**Pendant Track (MTPDN) with 32" cable**

| Ceiling HT FT (H) | Beam Dia. (D) | Foot Candle (FC) |
|---|---|---|
| 12.0' | 5.4' | 63.8 |
| 14.0' | 6.8' | 39.0 |
| 18.0' | 9.8' | 18.9 |
| 20.0' | 11.3' | 14.2 |
| 24.0' | 14.3' | 8.9 |

(fixture 4.8 ft below housing)

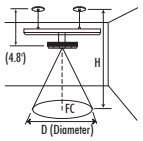


### MM2P12B (12" L, 2000lm, 22W, **60°**)

**MM2P12B-P24-B60-T30**

**12", 2000lm, 60°, 3000K, CRI: 90**

| | |
|---|---|
| System Power (Watts) | 17.5W |
| Test Date | 5/20/2019 |
| Beam Angle (50%) | 48.3° |
| Field Angle (10%) | 80.8° |
| Color Temperature | 3123K |
| CRI: | 94.5 |
| R9 Value | 62.9 |
| Lumens Delivered (lm) | 1924.1 |
| CBCP | 2777 |
| Volts: | 24V DC |

**MULTIPLIERS**

| CCT | |
|---|---|
| 4000K : | 1.07 |
| 3500K : | 1.00 |
| **3000K : 1.00** | |
| 2700K : | 1.00 |

**CANDELA TABULATION**

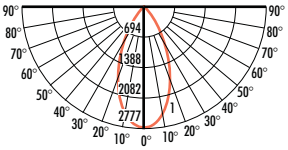


Maximum Candela = 2776.53 Located At Horizontal Angle = 0, Vertical Angle = 0
# 1 - Vertical Plane Through Horizontal Angles (0 - 180) (Through Max. Cd.)

**LUMINANCE DATA (cd/sq.m)**

| Angle in Degrees | Average 0-Deg | Average 45-Deg | Average 90-Deg |
|---|---|---|---|
| 45 | 6661 | 7796 | 15885 |
| 55 | 569 | 680 | 1630 |
| 65 | 186 | 227 | 662 |
| 75 | 198 | 247 | 936 |
| 85 | 229 | 293 | 1696 |

**FOOTCANDLE DISTRIBUTION**

**Recessed Track (MTRFG, MTRTS)**

| Ceiling HT FT (H) | Beam Dia. (D) | Foot Candle (FC) |
|---|---|---|
| 12.0' | 9.0' | 27.6 |
| 14.0' | 10.8' | 19.2 |
| 18.0' | 14.4' | 10.8 |
| 20.0' | 16.2' | 8.5 |
| 24.0' | 19.8' | 5.7 |

(fixture 2.0 ft below housing)

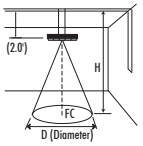


**Pendant Track (MTPDN) with 32" cable**

| Ceiling HT FT (H) | Beam Dia. (D) | Foot Candle (FC) |
|---|---|---|
| 12.0' | 6.4' | 54.2 |
| 14.0' | 8.2' | 33.1 |
| 18.0' | 11.8' | 16.0 |
| 20.0' | 13.6' | 12.1 |
| 24.0' | 17.2' | 7.6 |

(fixture 4.8 ft below housing)

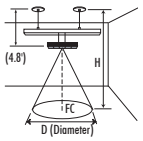


### MM2P12B (12" L, 2000lm, 22W, **30° x 90°**)

**MM2P12B-P24-B3090-T30**

**12", 2000lm, 30°x90°, 3000K, CRI: 90**

| | |
|---|---|
| System Power (Watts) | 17.5W |
| Test Date | 5/20/2019 |
| Vert. Beam Angle (50%) (W) | 42.6° |
| Horiz'l Beam Angle (50%) (L) | 82.6° |
| Vert. Field Angle (50%) (W) | 78.3° |
| Horiz'l Field Angle (50%) (L) | 105.8° |
| Color Temperature | 3120K |
| CRI: | 94.4 |
| R9 Value | 62.7 |
| Lumens Delivered (lm) | 2257.3 |
| CBCP | 2097 |
| Volts: | 24V DC |

**MULTIPLIERS**

| CCT | |
|---|---|
| 4000K : | 1.07 |
| 3500K : | 1.00 |
| **3000K : 1.00** | |
| 2700K : | 1.00 |

**CANDELA TABULATION**

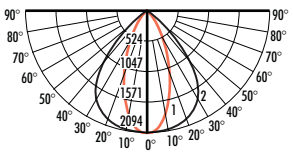


Maximum Candela = 2094.38 Located At Horizontal Angle = 0, Vertical Angle = 0
# 1 - Vertical Plane Through Horizontal Angles (0 - 180) (Through Max. Cd.)
# 2 - Vertical Plane Through Horizontal Angles (90 - 270)

**LUMINANCE DATA (cd/sq.m)**

| Angle in Degrees | Average 0-Deg | Average 45-Deg | Average 90-Deg |
|---|---|---|---|
| 45 | 5050 | 27442 | 99787 |
| 55 | 649 | 3246 | 13708 |
| 65 | 165 | 286 | 1083 |
| 75 | 160 | 190 | 682 |
| 85 | 176 | 205 | 1073 |

**FOOTCANDLE DISTRIBUTION**

**Recessed Track (MTRFG, MTRTS)**

| Ceiling HT FT (H) | Beam Distance Vert. Beam Angle (50%) (W) | Beam Distance Hor. Beam Angle (50%) (L) | Foot Candle (FC) |
|---|---|---|---|
| 12.0' | 7.8' | 17.6' | 20.8 |
| 14.0' | 9.4' | 21.1' | 14.5 |
| 18.0' | 12.5' | 28.2' | 8.2 |
| 20.0' | 14.1' | 31.7' | 6.5 |
| 24.0' | 17.2' | 38.7' | 4.3 |

(fixture 2.0 ft below housing)

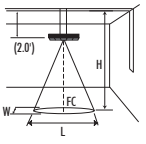


**Pendant Track (MTPDN) with 32" cable**

| Ceiling HT FT (H) | Beam Distance Vert. Beam Angle (50%) (W) | Beam Distance Hor. Beam Angle (50%) (L) | Foot Candle (FC) |
|---|---|---|---|
| 12.0' | 5.6' | 12.6' | 41.0 |
| 14.0' | 7.1' | 16.1' | 25.0 |
| 18.0' | 10.3' | 23.1' | 12.1 |
| 20.0' | 11.8' | 26.6' | 9.1 |
| 24.0' | 14.9' | 33.7' | 5.7 |

(fixture 4.8 ft below housing)

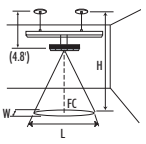


2019.06.13

# MM2P - SUSPENDED LINEAR
## ILLUMINATED MODULE (LOUVERED)

## PHOTOMETRY

### MM2P18B (18" L, 3000lm, 33W, **15°**)

**MM2P18B-P24-B15-T30**

| 18", 3000lm, 15°, 3000K, CRI: 90 | |
|---|---|
| System Power (Watts) | 29.8W |
| Test Date | 5/20/2019 |
| Beam Angle (50%) | 19.6° |
| Field Angle (10%) | 39.7° |
| Color Temperature | 3161K |
| CRI: | 94.5 |
| R9 Value | 63.3 |
| Lumens Delivered (lm) | 3482.6 |
| CBCP | 21459 |
| Volts: | 24V DC |

**MULTIPLIERS**

| CCT | |
|---|---|
| 4000K : | 1.07 |
| 3500K : | 1.00 |
| **3000K : 1.00** | |
| 2700K : | 1.00 |

**CANDELA TABULATION**

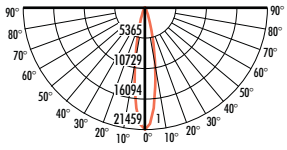


Maximum Candela = 21458.5 Located At Horizontal Angle = 0, Vertical Angle = 0
# 1 - Vertical Plane Through Horizontal Angles (0 - 180) (Through Max. Cd.)

**LUMINANCE DATA (cd/sq.m)**

| Angle in Degrees | Average 0-Deg | Average 45-Deg | Average 90-Deg |
|---|---|---|---|
| 45 | 1533 | 1824 | 3836 |
| 55 | 314 | 382 | 960 |
| 65 | 155 | 193 | 604 |
| 75 | 161 | 206 | 872 |
| 85 | 202 | 265 | 1911 |

**FOOTCANDLE DISTRIBUTION**

**Recessed Track (MTRFG, MTRTS)**

| Ceiling HT FT (H) | Beam Dia. (D) | Foot Candle (FC) |
|---|---|---|
| 14.0' | 4.2' | 148.3 |
| 16.0' | 4.8' | 109.0 |
| 20.0' | 6.2' | 66.0 |
| 24.0' | 7.6' | 44.2 |
| 28.0' | 9.0' | 31.7 |

(fixture 2.0 ft below housing)

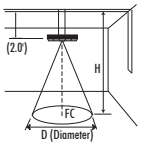


**Pendant Track (MTPDN) with 32" cable**

| Ceiling HT FT (H) | Beam Dia. (D) | Foot Candle (FC) |
|---|---|---|
| 14.0' | 3.2' | 256.0 |
| 16.0' | 3.9' | 172.4 |
| 20.0' | 5.2' | 93.4 |
| 24.0' | 6.6' | 58.5 |
| 28.0' | 8.0' | 40.0 |

(fixture 4.8 ft below housing)

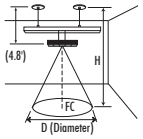


### MM2P18B (18" L, 3000lm, 33W, **40°**)

**MM2P18B-P24-B40-T30**

| 18", 3000lm, 40°, 3000K, CRI: 90 | |
|---|---|
| System Power (Watts) | 29.8W |
| Test Date | 5/20/2019 |
| Beam Angle (50%) | 41.1° |
| Field Angle (10%) | 73.5° |
| Color Temperature | 3111K |
| CRI: | 94.4 |
| R9 Value | 62.5 |
| Lumens Delivered (lm) | 3127.1 |
| CBCP | 5693 |
| Volts: | 24V DC |

**MULTIPLIERS**

| CCT | |
|---|---|
| 4000K : | 1.07 |
| 3500K : | 1.00 |
| **3000K : 1.00** | |
| 2700K : | 1.00 |

**CANDELA TABULATION**

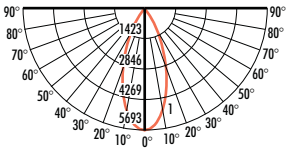


Maximum Candela = 5692.57 Located At Horizontal Angle = 0, Vertical Angle = 0
# 1 - Vertical Plane Through Horizontal Angles (0 - 180) (Through Max. Cd.)

**LUMINANCE DATA (cd/sq.m)**

| Angle in Degrees | Average 0-Deg | Average 45-Deg | Average 90-Deg |
|---|---|---|---|
| 45 | 5049 | 6007 | 12634 |
| 55 | 562 | 685 | 1720 |
| 65 | 165 | 206 | 644 |
| 75 | 173 | 221 | 936 |
| 85 | 192 | 252 | 1820 |

**FOOTCANDLE DISTRIBUTION**

**Recessed Track (MTRFG, MTRTS)**

| Ceiling HT FT (H) | Beam Dia. (D) | Foot Candle (FC) |
|---|---|---|
| 14.0' | 9.0' | 39.3 |
| 16.0' | 10.5' | 28.9 |
| 20.0' | 13.5' | 17.5 |
| 24.0' | 16.5' | 11.7 |
| 28.0' | 19.5' | 8.4 |

(fixture 2.0 ft below housing)

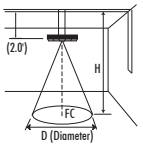


**Pendant Track (MTPDN) with 32" cable**

| Ceiling HT FT (H) | Beam Dia. (D) | Foot Candle (FC) |
|---|---|---|
| 14.0' | 6.9' | 67.9 |
| 16.0' | 8.4' | 45.7 |
| 20.0' | 11.4' | 24.8 |
| 24.0' | 14.4' | 15.5 |
| 28.0' | 17.4' | 10.6 |

(fixture 4.8 ft below housing)

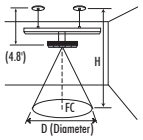


### MM2P18B (18" L, 3000lm, 33W, **60°**)

**MM218B-B60-T30**

| 18", 3000lm, 60°, 3000K, CRI: 90 | |
|---|---|
| System Power (Watts) | 29.8W |
| Test Date | 5/17/2019 |
| Beam Angle (50%) | 48.3° |
| Field Angle (10%) | 80.8° |
| Color Temperature | 3123K |
| CRI: | 94.5 |
| R9 Value | 62.9 |
| Lumens Delivered (lm) | 3830.4 |
| CBCP | 4095 |
| Volts: | 24V DC |

**MULTIPLIERS**

| CCT | |
|---|---|
| 4000K : | 1.07 |
| 3500K : | 1.00 |
| **3000K : 1.00** | |
| 2700K : | 1.00 |

**CANDELA TABULATION**

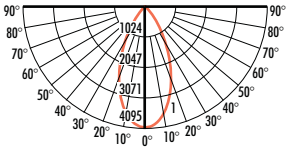


Maximum Candela = 4094.56 Located At Horizontal Angle = 0, Vertical Angle = 0
# 1 - Vertical Plane Through Horizontal Angles (0 - 180) (Through Max. Cd.)

**LUMINANCE DATA (cd/sq.m)**

| Angle in Degrees | Average 0-Deg | Average 45-Deg | Average 90-Deg |
|---|---|---|---|
| 45 | 6392 | 7605 | 15996 |
| 55 | 571 | 695 | 1745 |
| 65 | 131 | 164 | 512 |
| 75 | 151 | 193 | 817 |
| 85 | 128 | 168 | 1212 |

**FOOTCANDLE DISTRIBUTION**

**Recessed Track (MTRFG, MTRTS)**

| Ceiling HT FT (H) | Beam Dia. (D) | Foot Candle (FC) |
|---|---|---|
| 14.0' | 10.8' | 28.3 |
| 16.0' | 12.6' | 20.8 |
| 20.0' | 16.2' | 12.6 |
| 24.0' | 19.8' | 8.4 |
| 28.0' | 23.3' | 6.0 |

(fixture 2.0 ft below housing)

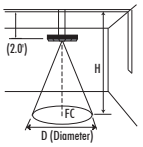


**Pendant Track (MTPDN) with 32" cable**

| Ceiling HT FT (H) | Beam Dia. (D) | Foot Candle (FC) |
|---|---|---|
| 14.0' | 8.2' | 48.9 |
| 16.0' | 10.0' | 32.9 |
| 20.0' | 13.6' | 17.8 |
| 24.0' | 17.2' | 11.2 |
| 28.0' | 20.8' | 7.6 |

(fixture 4.8 ft below housing)

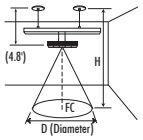


### MM218B (18" L, 3000lm, 33W, **30° x 90°**)

**MM2P18B-P24-B3090-T30**

| 18", 3000lm, 30°x90°, 3000K, CRI: 90 | |
|---|---|
| System Power (Watts) | 29.8W |
| Test Date | 5/20/2019 |
| Vert. Beam Angle (50%) (W) | 42.6° |
| Horiz'l Beam Angle (50%) (L) | 82.6° |
| Vert. Field Angle (50%) (W) | 78.4° |
| Horiz'l Field Angle (50%) (L) | 105.8° |
| Color Temperature | 3120K |
| CRI: | 94.4 |
| R9 Value | 62.7 |
| Lumens Delivered (lm) | 3386.1 |
| CBCP | 3142 |
| Volts: | 24V DC |

**MULTIPLIERS**

| CCT | |
|---|---|
| 4000K : | 1.07 |
| 3500K : | 1.00 |
| **3000K : 1.00** | |
| 2700K : | 1.00 |

**CANDELA TABULATION**

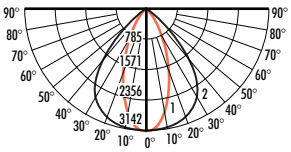


Maximum Candela = 3141.57 Located At Horizontal Angle = 0, Vertical Angle = 0
# 1 - Vertical Plane Through Horizontal Angles (0 - 180) (Through Max. Cd.)
# 2 - Vertical Plane Through Horizontal Angles (90 - 270)

**LUMINANCE DATA (cd/sq.m)**

| Angle in Degrees | Average 0-Deg | Average 45-Deg | Average 90-Deg |
|---|---|---|---|
| 45 | 5046 | 27880 | 104653 |
| 55 | 649 | 3306 | 14626 |
| 65 | 165 | 292 | 1186 |
| 75 | 160 | 194 | 780 |
| 85 | 177 | 211 | 1372 |

**FOOTCANDLE DISTRIBUTION**

**Recessed Track (MTRFG, MTRTS)**

| Ceiling HT FT (H) | Beam Distance Vert. Beam Angle (50%) (W) | Beam Distance Hor. Beam Angle (50%) (L) | Foot Candle (FC) |
|---|---|---|---|
| 14.0' | 9.4' | 21.1' | 21.7 |
| 16.0' | 10.9' | 24.6' | 16.0 |
| 20.0' | 14.1' | 31.7' | 9.7 |
| 24.0' | 17.2' | 38.7' | 6.5 |
| 28.0' | 20.3' | 45.7' | 4.6 |

(fixture 2.0 ft below housing)

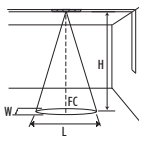


**Pendant Track (MTPDN) with 32" cable**

| Ceiling HT FT (H) | Beam Distance Vert. Beam Angle (50%) (W) | Beam Distance Hor. Beam Angle (50%) (L) | Foot Candle (FC) |
|---|---|---|---|
| 14.0' | 7.1' | 16.1' | 37.5 |
| 16.0' | 8.7' | 19.6' | 25.2 |
| 20.0' | 11.8' | 26.6' | 13.7 |
| 24.0' | 14.9' | 33.7' | 8.6 |
| 28.0' | 18.1' | 40.7' | 5.9 |

(fixture 4.8 ft below housing)

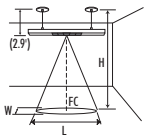


2019.06.13