

REPORT NUMBER: ITL78267

PAGE: 1 OF 6

ISSUE DATE: 08/05/13

PREPARED FOR: PRECISION ARCHITECTURAL LIGHTING

CATALOG NUMBER: MLP5-I/D-HO/HO-K35-4-XX-LOH-120

LUMINAIRE: EXTRUDED 2-PIECE METAL HOUSING WITH WHITE PAINTED GENERAL INTERIOR FINISH, FABRICATED METAL END CAPS WITH WHITE PAINTED INTERIOR. TWO DISTINCT OPTICAL COMPARTMENTS EACH WITH FORMED WHITE PAINTED METAL REFLECTOR/CIRCUIT BOARD MOUNT, 2 FORMED WHITE PAINTED METAL SIDE REFLECTORS AND 4 WHITE CIRCUIT BOARDS EACH WITH 36 LEDS. EXTRUDED CLEAR PLASTIC BOTTOM DIFFUSER WITH WHITE SIDES AND HOLOGRAPHIC PLASTIC OVERLAY. OPEN TOP.

LAMPS: TWO HUNDRED EIGHTY-EIGHT WHITE LIGHT EMITTING DIODES (LEDS), 144 VERTICAL BASE-UP POSITION, 144 VERTICAL BASE-DOWN POSITION.

TOTAL INPUT WATTS = 98.3 AT 120.0 VOLTS


MOUNTING: SUSPENDED

LED DRIVERS: TWO OSRAM OT50W/4X300C/UNV/DIM (NO INPUT TO DIMMING LEADS FOR THIS TEST.)

NOTE: DATA SHOWN IS ABSOLUTE FOR THE SAMPLE PROVIDED AT RATED INPUT VOLTAGE (120VAC, 60Hz) TO THE LED DRIVERS.

TEST PROCEDURE: IESNA LM-79-08

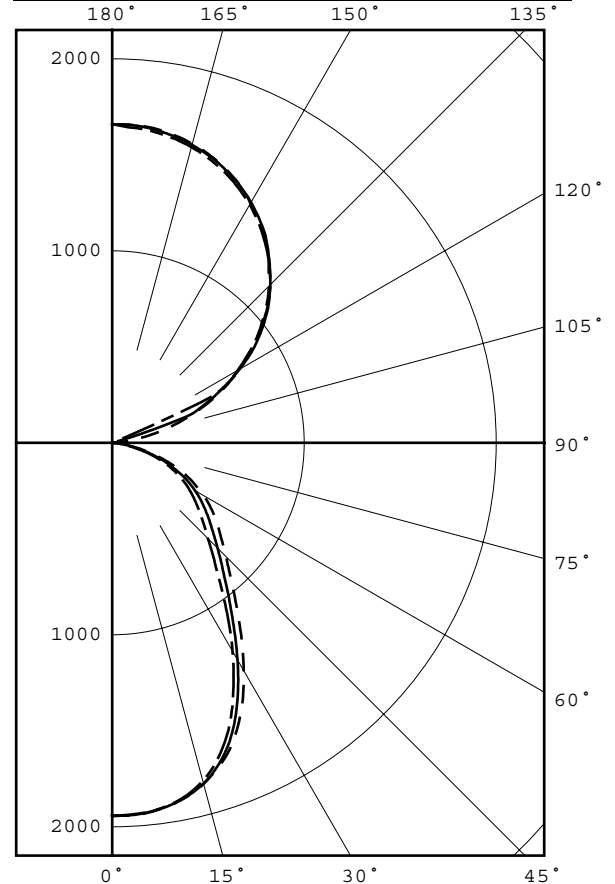
TEST DISTANCE = 35.0 FEET



CANDELA DISTRIBUTION

FLUX

	0.0	22.5	45.0	67.5	90.0	
0	1943	1943	1943	1943	1943	
5	1938	1922	1936	1940	1934	184
15	1839	1827	1837	1833	1823	514
25	1575	1553	1532	1504	1486	699
35	1157	1130	1085	1045	1026	683
45	837	817	776	726	705	601
55	644	622	585	543	527	523
65	448	428	403	377	367	398
75	212	201	188	174	167	200
85	23	22	20	18	18	33
90	0	0	0	0	0	
95	49	17	20	20	21	27
105	303	299	35	36	38	165
115	615	623	600	606	580	551
125	908	906	920	905	902	811
135	1153	1150	1165	1167	1163	895
145	1357	1351	1368	1359	1353	850
155	1515	1504	1512	1505	1498	695
165	1612	1598	1607	1602	1594	453
175	1657	1646	1655	1650	1643	157
180	1659	1659	1659	1659	1659	



LEGEND:
0-deg -----
45-deg =====
90-deg -----

ZONAL LUMEN SUMMARY

ZONE	LUMENS	%FIXT
0- 30	1396	16.6
0- 40	2079	24.7
0- 60	3203	38.0
0- 90	3833	45.4
90-120	742	8.8
90-130	1552	18.4
90-150	3297	39.1
90-180	4601	54.6
0-180	8434	100.0

EFFICACY = 85.8 lm/W
CIE TYPE - GENERAL DIFFUSE
PLANE : 0-DEG 90-DEG
SPACING CRITERIA : 1.09 1.03

Checked N. WHITE
Approved R. BEATTIE
Lighting Engineer



INDEPENDENT TESTING LABORATORIES, INC.
4066 CAMELOT CIRCLE, LONGMONT, CO 80504 USA

PHONE: (303) 442-1255 • FAX: (970) 535-3114 • E-MAIL: itl@itlboulder.com • WEBSITE: www.itlboulder.com

REPORT NUMBER: ITL78267

PAGE: 2 OF 6

ISSUE DATE: 08/05/13

PREPARED FOR: PRECISION ARCHITECTURAL LIGHTING

PLANE : 0-DEG 90-DEG
LUMINOUS LENGTH : 46.875 4.875

LUMINANCE DATA IN CANDELA/SQ M				
ANGLE	AVERAGE	AVERAGE	AVERAGE	
IN DEG	0-DEG	45-DEG	90-DEG	
45	8029.	7444.	6763.	
55	7616.	6918.	6232.	
65	7190.	6468.	5890.	
75	5556.	4927.	4377.	
85	1790.	1557.	1401.	



INDEPENDENT TESTING LABORATORIES, INC.
4066 CAMELOT CIRCLE, LONGMONT, CO 80504 USA

PHONE: (303) 442-1255 • FAX: (970) 535-3114 • E-MAIL: itl@itlboulder.com • WEBSITE: www.itlboulder.com

REPORT NUMBER: ITL78267

PAGE: 3 OF 6

ISSUE DATE: 08/05/13

PREPARED FOR: PRECISION ARCHITECTURAL LIGHTING

CANDELA DISTRIBUTION
LATERAL ANGLE

	0.0	22.5	45.0	67.5	90.0
0.0	1943	1943	1943	1943	1943
5.0	1938	1922	1936	1940	1934
10.0	1904	1890	1904	1906	1900
15.0	1839	1827	1837	1833	1823
20.0	1736	1718	1718	1699	1686
25.0	1575	1553	1532	1504	1486
30.0	1370	1345	1305	1269	1254
35.0	1157	1130	1085	1045	1026
40.0	975	950	908	860	839
45.0	837	817	776	726	705
50.0	733	714	672	627	608
55.0	644	622	585	543	527
60.0	549	531	499	464	451
65.0	448	428	403	377	367
70.0	332	317	299	279	272
75.0	212	201	188	174	167
80.0	101	94	87	81	78
85.0	23	22	20	18	18
90.0	0	0	0	0	0
95.0	49	17	20	20	21
100.0	158	83	29	33	35
105.0	303	299	35	36	38
110.0	459	465	446	43	41
115.0	615	623	600	606	580
120.0	768	767	765	752	755
125.0	908	906	920	905	902
130.0	1032	1037	1052	1046	1043
135.0	1153	1150	1165	1167	1163
140.0	1265	1260	1269	1269	1264
145.0	1357	1351	1368	1359	1353
150.0	1440	1439	1446	1438	1432
155.0	1515	1504	1512	1505	1498
160.0	1570	1556	1566	1560	1552
165.0	1612	1598	1607	1602	1594
170.0	1642	1628	1636	1632	1624
175.0	1657	1646	1655	1650	1643
180.0	1659	1659	1659	1659	1659



INDEPENDENT TESTING LABORATORIES, INC.
4066 CAMELOT CIRCLE, LONGMONT, CO 80504 USA

PHONE: (303) 442-1255 • FAX: (970) 535-3114 • E-MAIL: itl@itlboulder.com • WEBSITE: www.itlboulder.com

REPORT NUMBER: ITL78267

PAGE: 4 OF 6

ISSUE DATE: 08/05/13

PREPARED FOR: PRECISION ARCHITECTURAL LIGHTING

5-DEGREE
ZONAL LUMEN SUMMARY

0- 5	46
5- 10	137
10- 15	222
15- 20	292
20- 25	340
25- 30	359
30- 35	352
35- 40	331
40- 45	310
45- 50	291
50- 55	273
55- 60	250
60- 65	219
65- 70	178
70- 75	127
75- 80	73
80- 85	28
85- 90	4
90- 95	6
95-100	21
100-105	55
105-110	110
110-115	218
115-120	333
120-125	386
125-130	424
130-135	445
135-140	449
140-145	438
145-150	412
150-155	373
155-160	322
160-165	261
165-170	192
170-175	117
175-180	40

10-DEGREE
ZONAL LUMEN SUMMARY

0- 10	184
0- 20	697
0- 30	1396
0- 40	2079
0- 50	2680
0- 60	3203
0- 70	3601
0- 80	3801
0- 90	3833
0-100	3860
0-110	4025
0-120	4575
0-130	5386
0-140	6280
0-150	7130
0-160	7825
0-170	8277
0-180	8434



INDEPENDENT TESTING LABORATORIES, INC.
4066 CAMELOT CIRCLE, LONGMONT, CO 80504 USA

PHONE: (303) 442-1255 • FAX: (970) 535-3114 • E-MAIL: itl@itlboulder.com • WEBSITE: www.itlboulder.com

REPORT NUMBER: ITL78267

PAGE: 5 OF 6

ISSUE DATE: 08/05/13

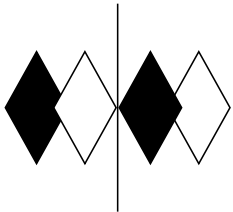
PREPARED FOR: PRECISION ARCHITECTURAL LIGHTING

COEFFICIENTS OF UTILIZATION - ZONAL CAVITY METHOD

EFFECTIVE FLOOR CAVITY REFLECTANCE 0.20

RC	80				70				50			30			10			0
	RW	70	50	30	10	70	50	30	10	50	30	10	50	30	10	50	30	10
0	106	106	106	106	97	97	97	97	81	81	81	66	66	66	52	52	52	45
1	97	93	89	86	89	86	82	80	71	69	67	59	57	56	47	46	45	39
2	89	82	76	71	81	75	70	66	63	59	56	52	49	47	41	40	38	33
3	81	72	65	60	74	67	60	56	56	51	48	46	43	40	37	35	33	29
4	75	64	57	51	68	59	53	47	50	45	41	41	38	35	33	31	29	25
5	69	57	50	44	63	53	46	41	45	40	36	37	34	31	30	28	25	22
6	63	52	44	38	58	48	41	36	41	35	31	34	30	27	28	25	23	20
7	59	47	39	34	54	43	37	32	37	32	28	31	27	24	26	23	20	18
8	55	43	35	30	50	40	33	28	34	29	25	29	25	22	24	21	18	16
9	51	39	32	27	47	36	30	25	31	26	23	26	22	20	22	19	17	15
10	48	36	29	24	44	33	27	23	29	24	20	25	21	18	20	18	15	13

ALL CANDELA, LUMENS, LUMINANCE, AND VCP VALUES IN THIS REPORT ARE BASED ON ABSOLUTE PHOTOMETRY. THE COEFFICIENT OF UTILIZATION VALUES ARE BASED ON THE TOTAL ABSOLUTE LUMEN OUTPUT OF THIS TEST SAMPLE.



itl boulder
THE LIGHT CENTER OF THE INDUSTRY SINCE 1955



INDEPENDENT TESTING LABORATORIES, INC.
4066 CAMELOT CIRCLE, LONGMONT, CO 80504 USA

PHONE: (303) 442-1255 • FAX: (970) 535-3114 • E-MAIL: itl@itlboulder.com • WEBSITE: www.itlboulder.com

REPORT NUMBER: ITL78267
ISSUE DATE: 08/05/13
PREPARED FOR: PRECISION ARCHITECTURAL LIGHTING

PAGE: 6 OF 6

ADDRESS: 4830 TIMBER CREEK DRIVE
HOUSTON, TX 77017

THIS ITL REPORT WITH THE USE OF THE NVLAP LOGO SHALL NOT BE USED BY THE CLIENT TO CLAIM PRODUCT CERTIFICATION, APPROVAL, OR ENDORSEMENT BY NVLAP, NIST, OR ANY AGENCY OF THE FEDERAL GOVERNMENT.