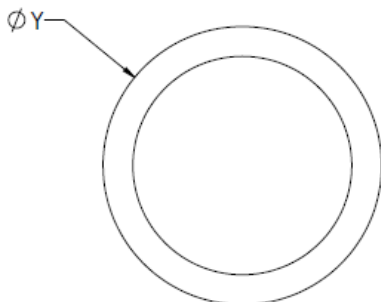


Bella 10	Y = 10.00	X = 8.5
Bella 14	Y = 14.00	X = 12
Bella 18	Y = 18.00	X = 15.5



Features

- Available diameters are 10", 14" & 18"
- Emergency Remote LED
- Integral, 6KV surge suppressor
- Standard Dimming 1% (0-10V). Lutron (1%) dimming optional

General Specifications

- **Distribution:** Direct
- **Body Assembly:** Aluminum & Steel construction
- **Finish:** TMS Powder coat or custom color
- **Diffuser:** Lens
- **Driver:** Electronic 120, 277 or UNV (120-277V)
- **Rating:** Indoor



PROJECT

TYPE:

QTY:

DATE:

333BE

1

2

3

4

5

6

7

8

9

1

☐ 10☐ 14☐ 18

DIA

10"

14"

18"

2

☐ 20INC☐ 20LED☐ 30LED

LAMPING

20W INC

20W LED

30W LED

3

☐ 30K☐ 35K☐ 40K

LED CCT

3000

3500

4000

4

☐ 1☐ 2☐ U

VOLTAGE

120V

277V

UNV

5

☐ BC☐ WC

CORD

BLACK DROP CORD

WHITE DROP CORD

6

☐ F05☐ F08☐ F09☐ F10☐ F13☐ F14☐ F15☐ F16☐ F18☐ F19FINISH (EXT)
POWDER CT

WHITE

MIDNIGHT
BLUE

PEWTER

FIRE
REDFOREST
GREENSUNSHINE
YELLOWMATTE
BLACKGLOSS
BLACKFLAT
ALUM.MIRROR
SILVER☐ F21☐ F31☐ F32☐ F33☐ RALARCHITECT.
BRONZESILVER
METALLICBRONZE
METALLICPYRITE
BRONZE

CUSTOM

8

☐ DIML☐ DIME☐ NONE

LED DIMMING

STANDARD 0-10V (1%)

LUTRON HI-LUME (1%)

9

☐ EMR☐ N

EMERGENCY

REMOTE

NONE

Note: Some options may not be compatible with others. **All Specifications are subject to change without notice.** Contact TMS Lighting for updated specifications.

**Construction**

Aluminum enclosure with stainless steel hardware.

LED

LED sources, CRI 80; specify 3000K, 3500K or 4000K color temperature (CCT).

Driver

Standard dimming (0-10V) drivers or Lutron dimming are canopy OR remote mounted.

Surge Suppressor

All 120V, 277V, and universal voltage LED luminaires are equipped with an integral, 6kV surge suppressor.

Finish

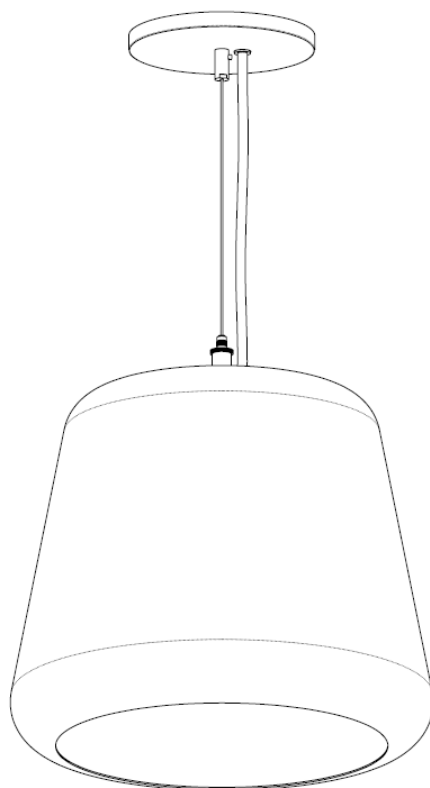
Available in several TMS polyester powder-coated finishes. Custom RAL finishes are available by special order.

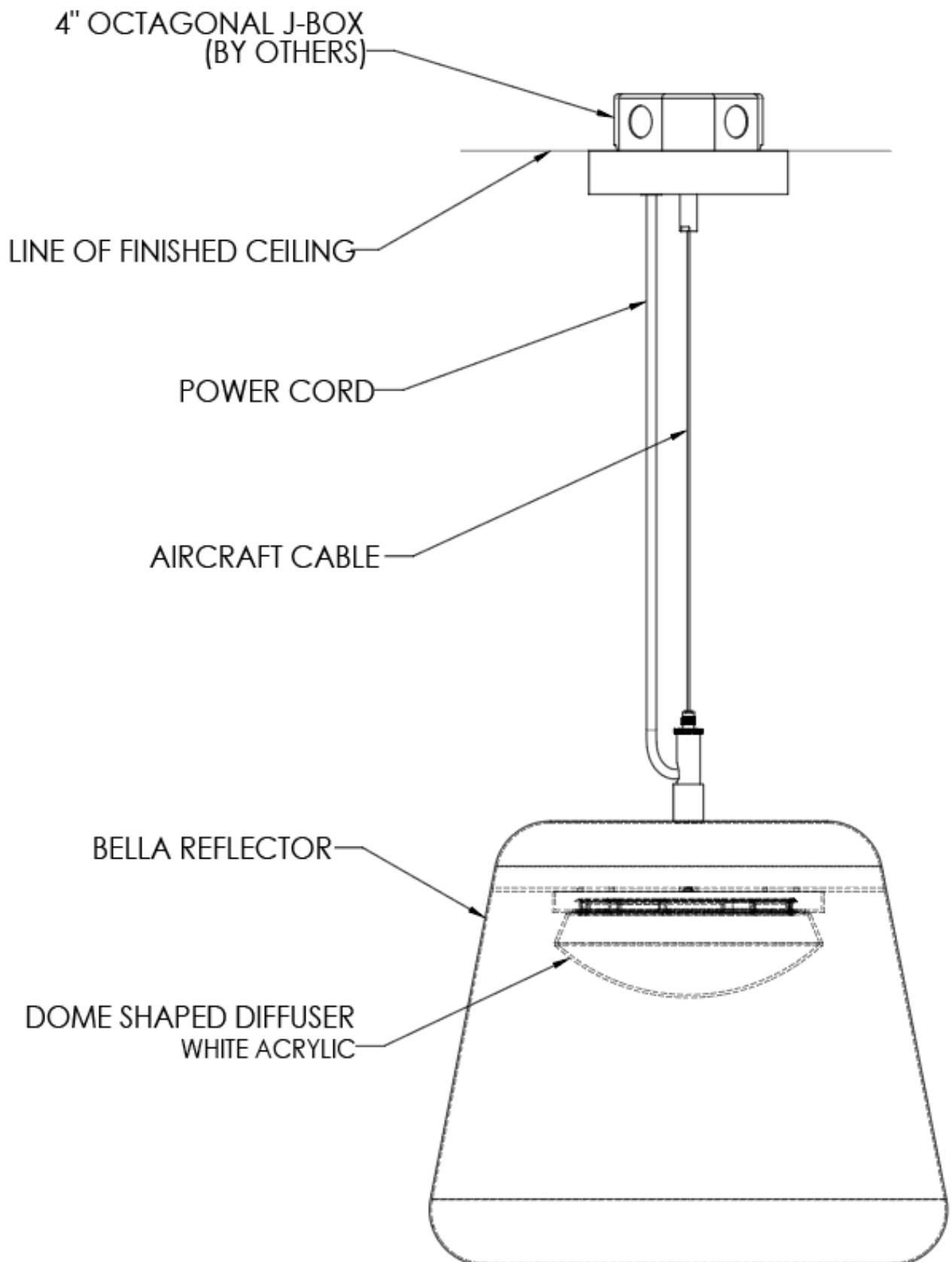
Mounting

120" cable & cord are supplied.

Canopy

The enclosure is round with a 5.38" diameter and 1.18" deep.

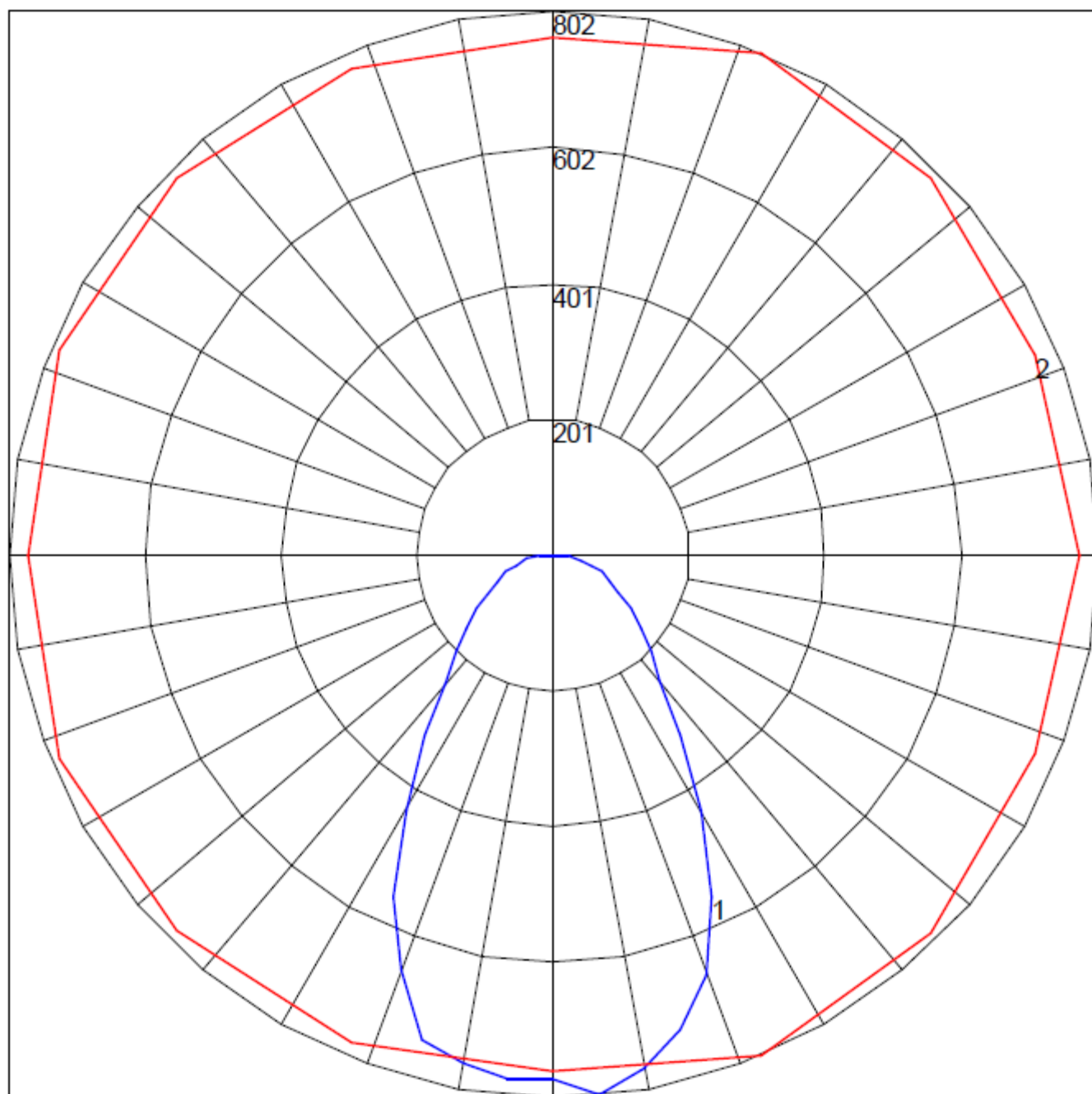


Ceiling Mount

IES INDOOR REPORT

PHOTOMETRIC FILENAME : 333BE 12 20LED 35K F05.IES

POLAR GRAPH



Maximum Candela = 802.14 Located At Horizontal Angle = 67.5, Vertical Angle = 5

1 - Vertical Plane Through Horizontal Angles (67.5 - 247.5) (Through Max. Cd.)

2 - Horizontal Cone Through Vertical Angle (5) (Through Max. Cd.)