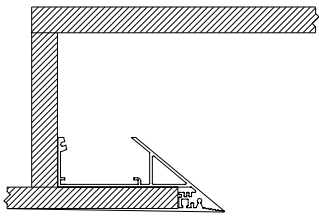
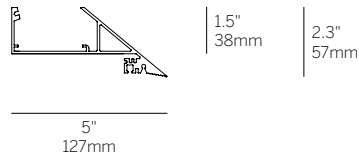



Edgeless Nose Cove

4 Sided Pattern Coffer Submittal

Project Name _____ SO# _____

Fixture Type _____ PO# _____



Gypsum Ceiling Mounting
Can be installed in Cove or Coffer

Ordering Information

Model	Fixation	Pattern	Length	Finish	Options
WG-EN	RPT	PC ¹	A A x B A x B x C A x B x A x B	W (std) B G F	LEC REC LREC LWR RWR

Luminaire

- Cove system featuring plaster-in precision knife edge for clean, minimal effect. Non-illuminated.
- Complete system for wall to wall installations.
- Lengths and angles factory cut to exact field dimensions.

Fixation

- RPT = Recessed plaster trim

Pattern

- S = Straight run
- PC = Standard patterns coffer 2, 3 or 4 sided with 90° corners¹
- PR = Standard patterns raft 2, 3 or 4 sided with 90° corners¹
- PZ = Non-standard patterns and/or corners other than 90°, consult factory¹

Length

- A, B, C = specify inches to the nearest 0.25" (i.e. 72.25") For patterns specify each length (i.e. 2 sided: A x B = 72.25" x 48"; 3 sided: A x B x C; 4 sided: A x B x A x B)

Finish

- W = White, 20% gloss, RAL9010 (standard)
- B = Black, 20% gloss
- G = Gray, 20% gloss
- F = Custom finished trim, specify RAL

Options

- LEC = Left end cap
- REC = Right end cap
- LREC = Left & Right end caps
- LWR = Left wall return
- RWR = Right wall return

1 See pattern specsheet

Customer Approval

Company _____

Approved Signature _____

Approved with corrections noted Print Name _____

Revise and Resubmit Date _____

Original Submission Date _____

Edgeless Nose

Submittal - Pattern Coffer 4 Sided

Project Name _____ SO# _____

Fixture Type _____ PO# _____

System	Qty.	Overall Length	
		'A'	'B'
1	_____	_____	_____
2	_____	_____	_____
3	_____	_____	_____
4	_____	_____	_____

Customer Approval Company _____

Approved Signature _____

Approved with corrections noted Print Name _____

Revise and Resubmit Date _____

* overall length of finished mounting surface

