


4" ProTools DL Adjustable

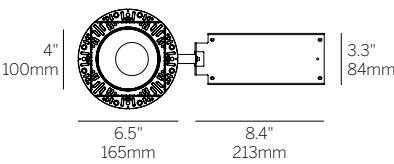
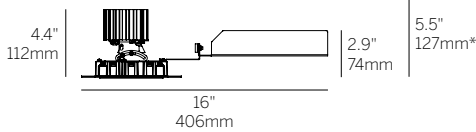
Round Asymmetric Cone



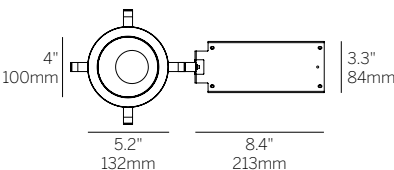
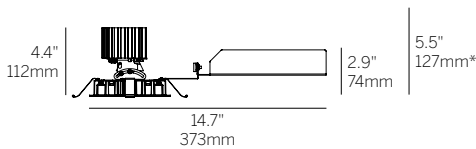
Recessed Plaster Trim



Recessed Bezel Trim



Recessed Plaster Trim (RPT)



Recessed Bezel Trim (RBT)

*Minimum of 5.5" (127mm) ceiling void is required to install the integral driver from below the ceiling.

Cut Out: Ø 4.75" / 121mm

Ordering Information

Model	Fixation	Power ^{1,2}	CRI/ CCT ³	Driver ⁴	Cover	Lens	Beam	Finish	Options ⁶
WG-100RPTDLA					RAC				
WG-100RPTDLA	RPT RBT	L M H XH TW WD	927 930 935 940 TW WD	X S DO10 PEQ1 PEQ0 DFPN TW WD	RAC	OA MPL RSC	16 32 41	W S ⁵	LP CP IC WL

Luminaire

- 4" round adjustable downlight with 2" light aperture.
- 0.7" regressed aperture / lens position.
- Main beam always aligned with center of the aperture. Aim Stick available.
- Asymmetric cover to maximize tilt angle.
- Luminaire and driver installed and maintained from below the ceiling.
- Modular interchangeability throughout the entire ProTools range of products.
- Tilt 40°, rotation 365°, 144 step.

Fixation

- RPT = Recessed Plaster Trim
- RBT = Recessed Bezel Trim

Power^{1,2}

- L = Low Power, 5.7W @ 350mA
- M = Mid Power, 8.4W @ 500mA
- H = High Power, 12W @ 700mA
- XH = Extra High Power, 17.8W @ 1050mA
- TW = 9W @ 500mA
- WD = 0.4 - 11.8W @ 350mA

CRI/CCT³

- 90+ CRI (Low/Mid/High/Extra High)
- 927 = 2700K, (501/695/936/1311 lm)
 - 930 = 3000K, (539/748/1007/1410 lm)
 - 935 = 3500K, (539/748/1007/1410 lm)
 - 940 = 4000K, (577/801/1078/1510 lm)
 - TW = Tunable White 1800 - 4000K, (610 - 1060 lm)
 - WD = Warm Dimming 1800 - 3000K, (31 - 1150 lm)

Driver⁴

- X = Remote driver, ordered separately
- S = Standard non-dim driver, 120-277V
- DO10 = EldoLED, 1%, 0-10V Driver, 120-277V
- PEQ1 = Lutron Hi-lume 1% EcoSystem, 120-277V
- PEQ0 = Lutron Hi-lume Premier 0.1% EcoSystem, 120-277V
- DFPN = Lutron Forward Phase 1% 120VAC
- TW = EldoLED, 0.1%, DALI dimming (TW), 120-277V
- WD = EldoLED, 0.1%, 0-10V dimming (WD), 120-277V

Cover

- RAC = Round Asymmetric Cone

Lens

- OA = Open Aperture
- MPL = Micro-prismatic Lens
- RSC = Satin Clear

Beam

- 16 = 16° Beam Angle
- 32 = 32° Beam Angle
- 41 = 41° Beam Angle

Finish

- W = White, 15% gloss, RAL9003 (standard)
- S = Silver, 15% gloss⁵

Options⁶

ProTools downlights require no additional options kits for remodel & new construction

- LP = Landing Pan
- CP = Chicago Plenum Housing
- IC = IC/NC Housing
- WL = Wet Location (not available with open aperture)

¹ Other lumen packages available, consult factory.

² Wattage shown does not include power supplies/drivers. System wattage adds 10-20%.

³ Delivered lumen data shown for WG-100SPTDLA-...-SAC-OA-16-W. Refer to page 2 for delivered lumen data for other product configurations. Source lumen data is shown for TW and WD options.

⁴ See power supply page for details.

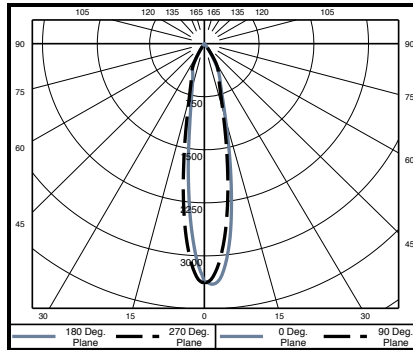
⁵ Plaster trim version includes white frame and silver cover.

⁶ To specify multiple options, select the appropriate grouped codes from the dropdown e.g. LP-WL.

4" ProTools DL Adjustable Round Asymmetric Cone

WG-100RPTDLX-...-RAC-OA-16-W

Power	W	Delivered Lumens			
		2700K	3000K	3500K	4000K
L	5.7	501	539	539	577
M	8.4	695	748	748	801
H	12	935	1007	1007	1078
XH	17.8	1311	1410	1410	1510



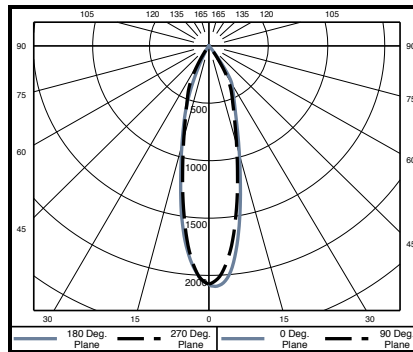
Polar Plot

Cone of Light Tabulation*		
Mounting Height (Ft)	Footcandles at Nadir	Diameter (Ft)
4	211	1.4
6	93.7	2.1
8	52.7	2.8
10	33.7	3.5
12	23.4	4.2
14	17.2	4.8
16	13.2	5.5

*Tabulation uses Mid Power / 935 LED

WG-100RPTDLX-...-RAC-OA-32-W

Power	W	Delivered Lumens			
		2700K	3000K	3500K	4000K
L	5.7	459	494	494	529
M	8.4	637	685	685	733
H	12	857	922	922	987
XH	17.8	1200	1292	1292	1383



Polar Plot

Cone of Light Tabulation*		
Mounting Height (Ft)	Footcandles at Nadir	Diameter (Ft)
4	130	1.8
6	57.6	2.7
8	32.4	3.6
10	20.7	4.5
12	14.4	5.4
14	10.6	6.3
16	8.1	7.2

*Tabulation uses Mid Power / 935 LED

WG-100RPTDLX-...-RAC-OA-41-W

Power	W	Delivered Lumens			
		2700K	3000K	3500K	4000K
L	5.7	432	465	465	497
M	8.4	599	645	645	690
H	12	806	868	868	929
XH	17.8	1129	1215	1215	1301

Delivered Lumen Lens Multipliers

Open Aperture (OA)	1.00
Micro-prismatic Lens (MPL)	0.90
Satin Clear (RSC)	0.88