


Microlinea™ Wall Series 2 - LED with Accent Lens

Catalog Number	Type
Project Name	



MLP2-D-AL-LED

2 3/4" X 3 7/8" Direct w/Accent Lens

ADA Compliant



S P E C I F I C A T I O N S

Housing

One-piece .070" thick extruded aluminum. Die-cast aluminum end caps are secured with no visible fasteners. Standard lengths are nominal 2', 3', 4', 6', 8' and 12'. Provisions may be made for continuous rows of any length.

Finish

Standard and premium finishes are baked powder coat electrostatically applied (2.0 mil minimum thickness) to assure aesthetics and durability.

Optical Controls

(AL) .070" thick, high transmittance extruded acrylic snap-in extended accent lens. Lens extends 3/8" below extrusion edge.

Reflector/Heat Sink

.040" thick die-formed aluminum finished with a high reflectance white enamel.

Circuitry

All fixtures are factory pre-wired for a single circuit. Provision for multiple switching/circuiting is optional.

Driver (Standard)

Osram-Sylvania "Optotronic" power supply is UL/CUL recognized, 0-10V dimming available, 120-277 universal voltage. 347V is available.

Light Engine (Standard)

LED light source available for 3000K, 3500K, and 4000K CCT, in high and medium light outputs and 80 or 90 CRI. Standard outputs at 80 CRI:

HO -High Output

*2713 Total Delivered Lms. at 28 System Watts (Values per 4' using 4000K LED modules)

MO -Medium Output

*1853 Total Delivered Lms. at 19 System Watts (Values per 4' using 4000K LED modules)

Driver (Tunable White)

EldoLED power supply is UL recognized, DALI 0-10V, or DMX available, 120-277 universal voltage.

Light Engine (Tunable White)

Tunable White LED light source available for 2700K thru 6500K CCT, and 80 or 90 CRI. Contact factory for available outputs.

Wiring

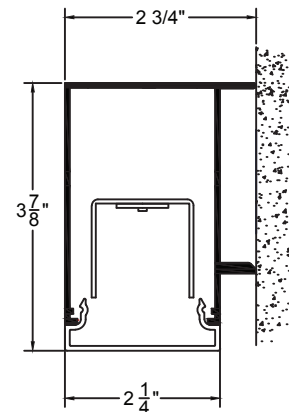
All fixtures intended for continuous rows are provided with factory installed quick-connect wiring.

Integral Controls

Contact factory for daylight and/or occupancy sensor controls.

Certification

ETL listed for use in 'Dry or Damp Applications.' Conforms to UL Standard #1598 and to CAN/CSA #C22.2No.250.0.

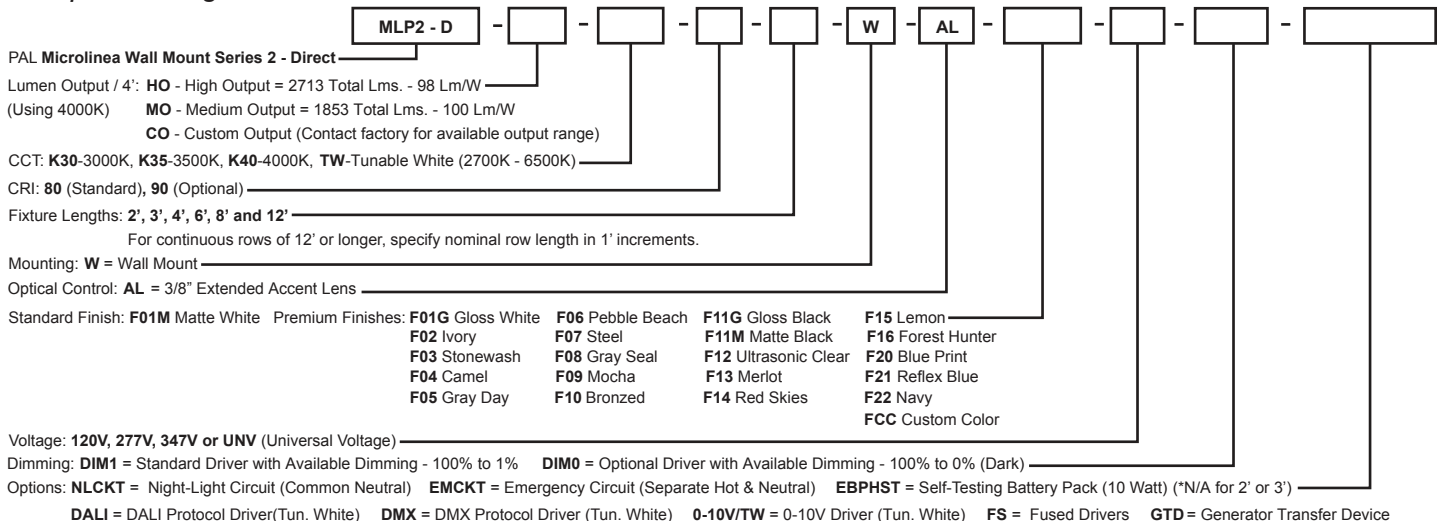


MLP2-D-HO
MLP2-D-MO

Note: LED drivers are factory programmable. Custom lumen outputs are available at no additional charge. Consult factory.

*Due to continued advancement in LED technology, lumen performance is subject to change. Please visit our website for the most up-to-date information.

Sample Catalog Number: **MLP2 - D - HO - K40 - 80 - 4 - W - AL - F01M - 120 - DIM1 - OPTIONS**



Wall

MLP2-D-HO-K40-AL



Direct - High Output

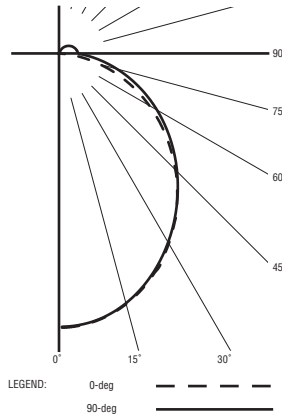
LED Optimized High Transmittance Lens

Catalog Number: MLP2-D-HO-K40-80-4'-W-AL-120

Report Number: #LLIA000817-010ies

Luminaire Description: Extruded Aluminum Housing with White Aluminum Reflector and LED Optimized Acrylic Accent Lens

LED Module: Multiple White Low-Power Light Emitting Diodes (LEDs) in a precise lay-out.



Total Luminaire Efficacy = 97.9 Lm/W

0% Up 100% Down

Color Rendering Index (CRI) = 84

ZONAL LUMEN SUMMARY

Zone	Lumens	%Fixture
0- 30	707	26.1
0- 40	1140	42.0
0- 60	1970	72.6
0- 90	2548	93.9
90- 180	165	6.1
0- 180	2713	100.0

CANDELA DISTRIBUTION

	0.0	22.5	45.0	67.5	90.0
0	938	938	938	938	938
5	932	928	936	935	929
15	886	883	891	888	883
25	806	799	805	802	796
35	691	688	696	691	687
45	560	563	572	569	568
55	423	433	443	444	446
65	284	299	311	319	323
75	145	163	183	199	204
85	34	53	77	96	102
90	0	19	41	59	65

MLP2-D-MO-K40-AL



Direct - Medium Output

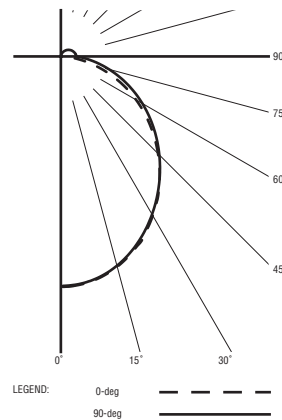
LED Optimized High Transmittance Lens

Catalog Number: MLS2-D-MO-K40-80-4'-X-AL-120

Report Number: #LLIA000817-009.ies

Luminaire Description: Extruded Aluminum Housing with White Aluminum Reflector and LED Optimized Acrylic Accent Lens

LED Module: Multiple White Low-Power Light Emitting Diodes (LEDs) in a precise lay-out.



Total Luminaire Efficacy = 100.2 Lm/W

0% Up 100% Down

Color Rendering Index (CRI) = 85

ZONAL LUMEN SUMMARY

Zone	Lumens	%Fixture
0- 30	484	26.1
0- 40	779	42.0
0- 60	1346	72.6
0- 90	1740	93.9
90- 180	113	6.1
0- 180	1853	100.0

CANDELA DISTRIBUTION

	0.0	22.5	45.0	67.5	90.0
0	642	642	642	642	642
5	638	634	641	639	636
15	607	604	609	607	604
25	549	549	551	548	544
35	473	470	475	472	469
45	383	385	391	389	388
55	289	296	303	303	304
65	194	204	212	218	220
75	100	111	125	135	139
85	23	36	53	65	70
90	0	13	28	40	44

Precision Architectural Lighting

LED lighting facts®
A Program of the U.S. DOE

Light Output (Lumens) **2713**
Watts **27.75**
Lumens per Watt (Efficacy) **97.77**

Color Accuracy **84**
Color Rendering Index (CRI)

Light Color **4026 (Bright White)**
Correlated Color Temperature (CCT)

2700K 3000K 4500K 6500K

Warm White Bright White Daylight

Warranty** **Yes**

All results, except LED Lumen Maintenance, are according to IESNA LM-79-2008: Approved Method for the Electrical and Photometric Testing of Solid-State Lighting. The U.S. Department of Energy (DOE) verifies product test data and results.

** See www.lightingfacts.com/products for details.

Registration Number: 1NRP-CHLZXX (7/23/2017)
 Model Number: MLS2-D-HO-K40-80-4-XX-AL-XXX-UNV
 Type: Luminaire - Linear

Precision Architectural Lighting

LED lighting facts®
A Program of the U.S. DOE

Light Output (Lumens) **1853**
Watts **18.48**
Lumens per Watt (Efficacy) **100.27**

Color Accuracy **85**
Color Rendering Index (CRI)

Light Color **4017 (Bright White)**
Correlated Color Temperature (CCT)

2700K 3000K 4500K 6500K

Warm White Bright White Daylight

Warranty** **Yes**

All results, except LED Lumen Maintenance, are according to IESNA LM-79-2008: Approved Method for the Electrical and Photometric Testing of Solid-State Lighting. The U.S. Department of Energy (DOE) verifies product test data and results.

** See www.lightingfacts.com/products for details.

Registration Number: 1NRP-UWSP77 (7/23/2017)
 Model Number: MLS2-D-MO-K40-80-4-XX-AL-XXX-UNV
 Type: Luminaire - Linear

For more information, visit our website at www.pal-lighting.com

