


Microlinea™ Wall Series 2 - LED

Catalog Number	Type
Project Name	



S P E C I F I C A T I O N S

Housing

One-piece .070" thick extruded aluminum. Die-cast aluminum end caps are secured with no visible fasteners. Standard lengths are nominal 2', 3', 4', 6', 8' and 12'. Provisions may be made for continuous rows of any length.

Finish

Standard and premium finishes are baked powder coat electrostatically applied (2.0 mil minimum thickness) to assure aesthetics and durability.

Optical Controls

(LOH) .090" thick, high transmittance extruded acrylic snap-in lens, formulated for maximum diffusion of the LED source.

Reflector/Heat Sink

.040 thick die-formed aluminum finished with a high reflectance white enamel.

Circuitry

All fixtures are factory pre-wired for a single circuit. Provision for multiple switching/circuiting is optional.

Driver (Standard)

Osram-Sylvania "Optotronic" power supply is UL/CUL recognized, 0-10V dimming available, 120-277 universal voltage.

Light Engine (Standard)

LED light source available for 3000K, 3500K, and 4000K CCT, in high and medium light outputs and 80 or 90 CRI.

Standard outputs at 80 CRI:

HO-High Output

*2706 Total Delivered Lms. at 28 System Watts
(Values per 4' using 4000K LED modules)

MO-Medium Output

*1851 Total Delivered Lms. at 19 System Watts
(Values per 4' using 4000K LED modules)

Driver (Tunable White)

EldoLED power supply is UL recognized, DALI 0-10V, or DMX available, 120-277 universal voltage.

Light Engine (Tunable White)

Tunable White LED light source available for 2700K thru 6500K CCT, and 80 or 90 CRI.

Contact factory for available outputs.

Wiring

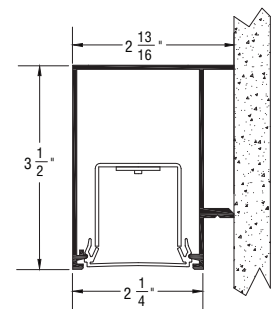
All fixtures intended for continuous rows are provided with factory installed quick-connect wiring.

Integral Controls

Contact factory for daylight and/or occupancy sensor controls.

Certification

Fixtures are ETL listed for use in 'Dry or Damp Applications.' Conforms to UL Standard #1598 and to CAN/CSA #C22.2No.250.0.



MLP2-D-HO

MLP2-D-MO

Note: LED drivers are factory programmable. Custom lumen outputs are available at no additional charge. Consult factory.

*Due to continued advancement in LED technology, lumen performance is subject to change. Please visit our website for the most up-to-date information.

Sample Catalog Number: **MLP2 - D - HO - K40 - 80 - 4 - W - LOH - F01M - 120 - DIM1 - OPTIONS**



PAL Microlinea Wall Mt. Series 2 - Direct (MLP2-D)

Lumen Output / 4': **HO** - High Output = 2706 Total Lms. - 96 Lm/W
(Using 4000K) **MO** - Medium Output = 1851 Total Lms. - 99 Lm/W

CO - Custom Output (Contact factory for available outputs)

CCT: **K30**-3000K, **K35**-3500K, **K40**-4000K, **TW**-Tunable White (2700K - 6500K)

CRI: **80** (Standard), **90** (Optional)

Fixture Lengths: **2', 3', 4', 6', 8' and 12'**

For continuous rows of 12' or longer, specify nominal row length in 1' increments.

Mounting: **W** = Wall Mount

Optical Control: **LOH** = LED Optimized Acrylic Snap-in Lens

Standard Finish: **F01M** Matte White

- | | | | |
|-------------------------|-------------------------|-----------------------------|--------------------------|
| F01G Gloss White | F06 Pebble Beach | F11G Gloss Black | F15 Lemon |
| F02 Ivory | F07 Steel | F11M Matte Black | F16 Forest Hunter |
| F03 Stonewash | F08 Gray Seal | F12 Ultrasonic Clear | F20 Blue Print |
| F04 Camel | F09 Mocha | F13 Merlot | F21 Reflex Blue |
| F05 Gray Day | F10 Bronzed | F14 Red Skies | F22 Navy |
| | | | FCC Custom Color |

Voltage: **120V, 277V, 347V** or **UNV** (Universal Voltage)

Dimming: **DIM1** = Standard Driver with Available Dimming - 100% to 1% **DIM0** = Optional Driver with Available Dimming - 100% to 0% (Dark)

Options: **NLCKT** = Night-Light Circuit (Common Neutral) **EMCKT** = Emergency Circuit (Separate Hot & Neutral) **EBPHST** = Self-Test Battery Pack (10 Watt) (*N/A for 2' or 3')

DALI = DALI Protocol Driver (Tun. White) **DMX** = DMX Protocol Driver (Tun. White) **0-10V/TW** = 0-10V Driver (Tun. White) **FS** = Fused Drivers

GTD = Generator Transfer Device



Precision Architectural Lighting 4830 Timber Creek Drive Houston, Texas 77017
Tel 713.946.4343 Fax 713.946.4441 www.pal-lighting.com



Made in America

Wall

MLP2-D-HO-K40-LOH



Direct - High Output

LED Optimized High Transmittance Lens

Catalog Number: MLP2-D-HO-K40-4'-X-LOH-120

Report Number: #LLIA000530-007.ies

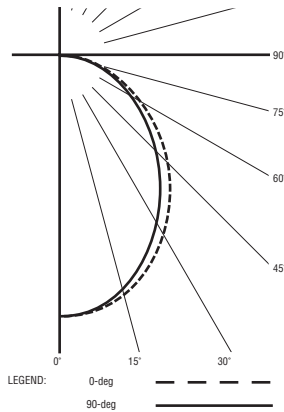
Luminaire Description: Extruded Aluminum Housing with White Aluminum Reflector and LED Optimized Acrylic Lens

LED Module: Multiple White Low-Power Light Emitting Diodes (LEDs) in a precise lay-out.

Total Luminaire Efficacy = 96.3 Lm/W

0% Up 100% Down

Color Rendering Index (CRI) = 83



ZONAL LUMEN SUMMARY

Zone	Lumens	%Fixture
0- 30	841	31.1
0- 40	1331	49.2
0- 60	2208	81.6
0- 90	2706	100.0
90- 180	0	0.0
0- 180	2706	100.0

CANDELA DISTRIBUTION

	0.0	22.5	45.0	67.5	90.0
0	1147	1147	1147	1147	1147
5	1140	1133	1141	1140	1134
15	1080	1071	1070	1062	1054
25	969	955	944	926	916
35	820	804	785	761	750
45	651	637	617	591	581
55	479	471	451	427	419
65	315	311	293	277	272
75	164	163	153	144	141
85	45	44	38	33	31
90	0	0	0	0	0

MLP2-D-MO-K40-LOH



Direct - Medium Output

LED Optimized High Transmittance Lens

Catalog Number: MLP2-D-MO-K40-4'-X-LOH-120

Report Number: #LLIA000530-05.ies

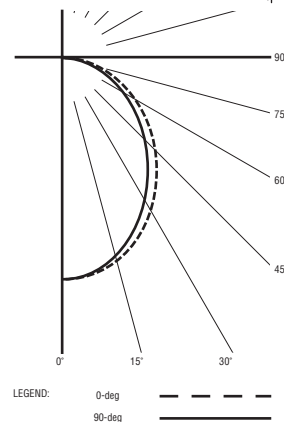
Luminaire Description: Extruded Aluminum Housing with White Aluminum Reflector and LED Optimized Acrylic Lens

LED Module: Multiple White Low-Power Light Emitting Diodes (LEDs) in a precise lay-out.

Total Luminaire Efficacy = 99.5 Lm/W

0% Up 100% Down

Color Rendering Index (CRI) = 83



ZONAL LUMEN SUMMARY

Zone	Lumens	%Fixture
0- 30	578	31.2
0- 40	914	49.4
0- 60	1513	81.7
0- 90	1851	100.0
90- 180	0	0.0
0- 180	1851	100.0

CANDELA DISTRIBUTION

	0.0	22.5	45.0	67.5	90.0
0	790	790	790	790	790
5	785	780	786	785	781
15	744	737	736	730	725
25	666	656	648	636	628
35	564	552	538	521	513
45	446	437	422	403	395
55	328	322	307	290	285
65	215	212	200	188	184
75	112	111	104	98	95
85	31	30	26	23	21
90	0	0	0	0	0

Precision Architectural Lighting

LED lighting facts
A Program of the U.S. DOE

Light Output (Lumens)	2706
Watts	28.1
Lumens per Watt (Efficacy)	96.3

Color Accuracy Color Rendering Index (CRI)	83
------------------------------------------------------	-----------

Light Color Correlated Color Temperature (CCT)	4044 (Bright White)
----------------------------------------------------------	----------------------------

2700K	3000K	4500K	6500K
-------	-------	-------	-------

All results are according to IESNA LM-79-2008: *Approved Method for the Electrical and Photometric Testing of Solid-State Lighting*. The U.S. Department of Energy (DOE) verifies product test data and results.

Visit www.lightingfacts.com for the *Label Reference Guide*.

Registration Number: 1NRP-VIKIJJ (2/13/2017)
Model Number: MLS2FR-X-HO-K40-4-X-LOH-X-120
Type: Luminaire - Linear

Precision Architectural Lighting

LED lighting facts
A Program of the U.S. DOE

Light Output (Lumens)	1851
Watts	18.61
Lumens per Watt (Efficacy)	99.46

Color Accuracy Color Rendering Index (CRI)	83
------------------------------------------------------	-----------

Light Color Correlated Color Temperature (CCT)	4037 (Bright White)
----------------------------------------------------------	----------------------------

2700K	3000K	4500K	6500K
-------	-------	-------	-------

All results are according to IESNA LM-79-2008: *Approved Method for the Electrical and Photometric Testing of Solid-State Lighting*. The U.S. Department of Energy (DOE) verifies product test data and results.

Visit www.lightingfacts.com for the *Label Reference Guide*.

Registration Number: 1NRP-TYP5WY (2/13/2017)
Model Number: MLS2FR-X-MO-K40-4-X-LOH-X-120
Type: Luminaire - Linear

For more information, visit our website at www.pal-lighting.com



Precision Architectural Lighting 4830 Timber Creek Drive Houston, Texas 77017
Tel 713.946.4343 Fax 713.946.4441 www.pal-lighting.com



Made in America