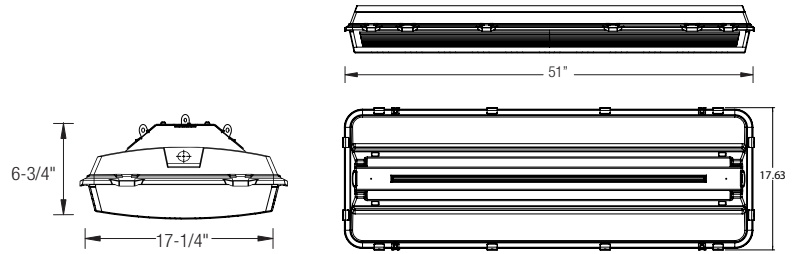


T5 HYDRO BEAM FLUORESCENT IP & NEMA RATED HIGH BAY WIDE BODY (4 & 6-LAMP T5)



APPLICATION:

Food processing facilities, sports complexes, warehouses, outdoor canopies, cold storage facilities and manufacturing facilities.

PRODUCT FEATURES:

- Contoured component surfaces reduce the buildup of debris and permit easy cleaning
- Hinged universal gear tray for trouble-free maintenance
- Available with specular reflector as option
- Stainless steel cam-action latches come standard and optional tamper-proof screws available
- Universal mounting bracket included for surface mounting
- The back of the housing has a 10 degree slope to satisfy the requirements in the food industry which are more stringent than NSF standards
- Clear UV-stabilized polycarbonate lens with linear pattern on perimeter
- Comes standard with Advance high-temperature Centium electronic MVOLT ballast (120/277) and a choice of 1 or 2 ballast configurations (ICN-4S54-90C-2LS-G)

GASKETING

Continuous-poured-in-place gasket seals off contaminants

APPROVALS

- NSF Splash Zone 2 • IP67 • IP65
- Hose Down-1300 PSI • NEMA-4X

LISTING

UL/C-UL listed to US and Canadian standard

WARRANTY

Guaranteed for five years against mechanical defects



HOUSING

- Reinforced polyester compound • UL 5VA flammability • Weatherability rated

Ordering Information > Example: HD1B-4-54-T5HO-ADV-10-MVOLT

HD1B	4	54-T5HO						
-------------	----------	----------------	--	--	--	--	--	--

SERIES	LAMPS	LAMP TYPE	VOLTAGE ²	# OF BALLAST	BALLAST FACTOR	LAMP INSTALLED
HD1B - Oracle Hydro Beam High Bay	4	54-T5HO - 54W/T5HO	(Blank) - MVOLT (120/277) 120 277 347 480	4-lamp (Blank) - 1 Ballast 2 - 2 Ballasts	(Blank) - Normal BF HBF - High BF LBF - Low BF	(Blank) - No lamp L30K - 3000K L35K - 3500K L41K - 4100K L50K - 5000K

BALLAST CONFIGURATION & CODE	
54W/T5HO	DESCRIPTION
-	Electronic Instant Start
(Blank)	Electronic Program Start
ADV-7¹	Advance Mark-7 ²
ADV-10¹	Advance Mark-10 ²
-	Advance Optanium ²
-	Advance Essential ²
ADV-ROVR¹	Advance Rover ²
LUT-EHD¹	Lutron Ecosystem H-Series ²
-	Lutron Tu-Wire ²
-	Lutron Ecosystem ²
LUT-EC3¹	Lutron Eco-10 ²
-	Lutron Tve ²
LUT-H3D¹	Lutron Hi-Lume 3D ²
LUT-ECD¹	Lutron Ecosystem (347V Only) ²

- 1- Requires 2 Ballasts
- 2- Voltage must be specified for dimming ballast.

EMERGENCY BATTERY PACK OPTIONS (L. = LUMENS)	
ORDER CODE	DESCRIPTION
EMG-T5-T5HO-700	Up to 700 L. for T5 or T5HO
EMG-T5-T5HO-1300	Up to 1300 L. for T5 or T5HO
EMG-T8-BX-T5-T5HO-3200	Up to 3200 L. for T8 , BX , T5 or T5HO
EMG-SD-T8-BX-T5-T5HO-1400	Self-Diagnostic 1400 L. for T8 , BX , T5 or T5HO
EMG-ICE-T8-BX-T5-T5HO-1400	ICE Pack 1400 L. for T8 , BX , T5 or T5HO
GTD	Generator Transfer Device

WIRING OPTIONS		OTHER OPTIONS	
PCSB120	- 10' Nema 5-15R 120V Straight Blade Plug	CH	- Heavy Duty Chain
PCSB277	- 10' Nema 7-15R 277V Straight Blade Plug	MS	- Motion Sensor (Damp location only)
PCTL120	- 10' Nema L5-15R 120V Twist Lock Plug	MSPH	- Motion Sensor with Photocell
PCTL277	- 10' Nema L7-15R 277V Twist Lock Plug	WLMS	- Wet Location Motion Sensor
IPTL120	- 10' 120V IP Rated Twist lock Plug	GSS	- Gripple Suspension System
IPTL277	- 10' 277V IP Rated Twist lock Plug	VH	- V Hook
SO1	- 10' 120V/277V SO Cord	TPS	- Tamper-proof Screws
SO2	- 10' 480V SO Cord	4HD1BSR	- Specular Reflector
(Consult Factory for 208V, 248V, 347V and 480V wiring)		USA	- Made in America Compliance

STANDARD BALLAST INFO						
LAMP	# OF LAMPS	LINE VOLTS	Ballast Factor	Power Factor% (>=)	THD% (<=)	Min. Starting Temp (*F/*C)
F54T5HO	4	120/277	1	98	10	-20/ -29
F54T5HO	6	120/277	1	98	10	-20/ -29

T5
HD1B

Hydro Beam Fluorescent 4-lamp Hose Down High Bay

4-LAMP, T5 FLUORESCENT IP & NEMA RATED HIGH BAY PHOTOMETRICS

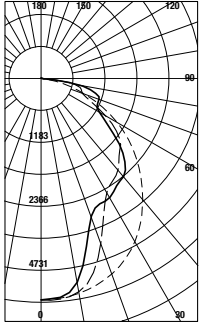
HD1B-4-54-T5H0

LAMP: PHILIPS F32T5/PL/US/ALTO

LAMP LUMENS: 4450

TOTAL LUMINAIRE EFFICIENCY: 88.5%

SPACING CRITERIA: 1.10



ZONAL LUMENS SUMMARY

ZONE	LUMENS	%LAMP	%FIXT
0-30	3,774.80	19.30%	20.80
0-40	6,303.20	32.20%	34.70
0-60	11,816.60	60.30%	65
60-90	5,522.10	28.20%	30.40
0-90	17,338.70	88.50%	95.40

TOTAL LUMINAIRE EFFICIENCY = 88.5%

T5 FLUORESCENT HIGH BAY

EFFICIENCY = 88.5%

CANDELA TABULATION

	0	22.5	45	67.5	90
0	4445	4445	4445	4445	4445
5	4476	4509	4514	4526	4536
15	4524	4561	4640	4712	4731
25	4221	4313	4507	4664	4712
35	3634	3816	4124	4355	4428
45	2950	3289	3665	3889	3877
55	2205	2635	3077	3652	3852
65	1369	1828	2653	3228	3361
75	594	1139	1884	2350	2465
85	127	545	1211	1677	1805
90	72	424	1035	1308	1380

Coefficients of Utilization - Zonal Cavity Method (Effective Floor Cavity Reflectance 0.20)

ROOM CAVITY RATIO	RC RW	80%				70%				50%			30%			10%			0% 0%
		70%	50%	30%	10%	70%	50%	30%	10%	50%	30%	10%	50%	30%	10%	50%	30%	10%	
0		109	109	109	109	106	106	106	106	101	101	101	96	96	96	91	91	91	89
1		97	92	87	83	94	89	85	81	84	81	77	80	77	74	76	73	71	69
2		88	79	71	65	85	76	70	64	72	67	62	69	64	60	65	61	58	55
3		79	68	60	53	76	66	58	52	63	56	51	60	54	49	57	52	48	45
4		72	60	51	44	69	58	50	43	55	48	42	53	46	41	50	45	40	38
5		66	53	44	37	64	52	43	37	49	42	36	47	40	35	45	39	35	32
6		61	48	39	32	59	46	38	32	44	37	31	42	36	31	40	35	30	28
7		56	43	34	28	54	42	34	28	40	33	27	38	32	27	37	31	26	24
8		52	39	31	25	50	38	30	25	37	29	24	35	29	24	34	28	24	22
9		49	36	28	22	47	35	27	22	34	27	22	32	26	21	31	25	21	19
10		46	33	25	20	44	32	25	20	31	24	20	30	24	19	29	23	19	17

RC - Ceiling Cavity Reflectance RW - Wall Reflectance

4-LAMP, T8 FLUORESCENT IP & NEMA RATED HIGH BAY PHOTOMETRICS

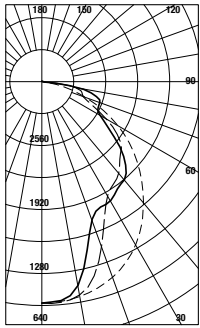
HD1B-4-32-T8

LAMP: PHILIPS F32T8/TL24/PLUS/ALTO

LAMP LUMENS: 2950

TOTAL LUMINAIRE EFFICIENCY: 76%

SPACING CRITERIA: 1.10



ZONAL LUMENS SUMMARY

ZONE	LUMENS	%LAMP	%FIXT
0-30	2,039.60	17.30%	21.30%
0-40	3,402.40	28.80%	35.60%
0-60	6,372.50	54%	66.60%
60-90	2,593.80	22%	27.10%
0-90	8,966.20	76%	93.70%

TOTAL LUMINAIRE EFFICIENCY = 76%

T8 FLUORESCENT HIGH BAY

EFFICIENCY = 76%

CANDELA TABULATION

	0	22.5	45	67.5	90
0	2453	2453	2453	2453	2453
5	2475	2478	2492	2498	2499
15	2449	2469	2506	2542	2555
25	2240	2289	2377	2452	2477
35	1955	2048	2194	2328	2376
45	1609	1752	1983	2117	2201
55	1224	1433	1707	1899	1962
65	769	1015	1292	1538	1612
75	323	547	897	1073	1122
85	66	234	481	639	691
90	37	179	400	524	559

Coefficients of Utilization - Zonal Cavity Method (Effective Floor Cavity Reflectance 0.20)

ROOM CAVITY RATIO	RC RW	80%				70%				50%			30%			10%			0% 0%
		70%	50%	30%	10%	70%	50%	30%	10%	50%	30%	10%	50%	30%	10%	50%	30%	10%	
0		95	95	95	95	93	93	93	93	87	87	87	83	83	83	78	78	78	76
1		85	81	77	73	83	79	75	72	74	71	68	70	68	65	66	64	62	60
2		77	70	63	58	74	68	62	57	64	59	55	60	56	53	57	54	51	49
3		70	60	53	48	67	59	52	47	56	50	45	53	48	44	50	46	42	40
4		64	53	46	40	61	52	45	39	49	43	38	46	41	37	44	40	36	34
5		58	47	40	34	56	46	39	33	44	37	33	41	36	32	39	35	31	29
6		54	42	35	29	52	41	34	29	39	33	28	37	32	28	36	31	27	25
7		50	38	31	26	48	37	30	25	36	29	25	34	28	24	32	27	24	22
8		46	35	28	23	45	34	27	22	32	26	22	31	26	22	30	25	21	19
9		43	32	25	20	42	31	25	20	30	24	20	29	23	19	27	22	19	17
10		40	29	23	18	39	29	22	18	27	22	18	26	21	17	25	21	17	16

RC - Ceiling Cavity Reflectance RW - Wall Reflectance