


LB103 INDOOR HIGH LUMEN SERIES



12V

Voltage

400

Lumens/Ft

4.4W

Watts/Ft

50,000

Life (hours)

Features:

- Pre-applied 3M tape allows for fast, hassle free installation
- Field cuttable every 2" or 3 LED's.
- Available in 2700K, 3000K, 4000K & 6500K.
- Low profile for discreet locations.
- Easy connectors allow for simple plug and play installation.
- UV rays and infrared wavelength are non existent.
- Sold in 15' rolls.
- Highly efficient 400 Lumens PER/ FT for white LEDs.
- Consumed power of 4.4W per foot
- All products are UL listed.

Electrical:

- Elite LED tape light is offered with a 30W 12V driver (LB100-DR-12V-30W) that can power one run up to 6' or a 60W 12V driver (LB100-DR-12V-60W) that can power run up to 13', 100W driver that can power one run up to 15'.
- Maximum continuous run of 15'.
- Forward Voltage Drop: 1.92-2.2 V



50,000 hrs
RATED LIFE

Interconnector

- LB103-ACC-4
- LB103-ACC-5
- LB103-ACC-6
- LB103-ACC-7



Power Connector

- LB103-ACC-8
- LB103-ACC-9
- LB103-ACC-10
- LB103-ACC-11



Driver

- LB100-DR-12V-30W
- LB100-DR-12V-60W

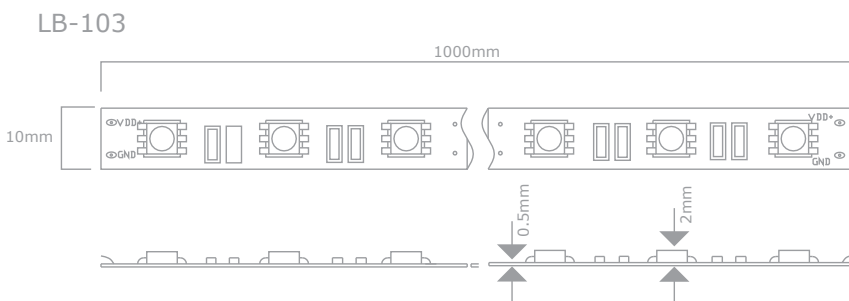


Coupling

- LB103-ACC-3



Dimensions:



For Hardwired Drivers go to page 434

TYPE	COLOR	VOLTAGE	CURRENT (MA)	POWER (W/FT)	COLOR TEMP.	VIEW ANGLE	LM/FT	# OF DIODES/ FT	ACCESSORIES
LB103-15F-65K	○ COOL WHITE	12V DC	<1200	<4.4	6500K	130°	400	18	LB103-ACC-3 Coupling
LB103-15F-40K	○ WARM WHITE	12V DC	<1200	<4.4	4000K	130°	327	18	LB103-ACC-4 4" interconnector
LB103-15F-30K					3000K				LB103-ACC-5 24" interconnector
LB103-15F-27K					2700K				LB103-ACC-6 48" interconnector
									LB103-ACC-7 60" interconnector
									LB103-ACC-8 4" Power connector
									LB103-ACC-9 24" Power connector
									LB103-ACC-10 48" Power connector
									LB103-ACC-11 60" Power connector
									LB100-DR-12V-30W 30W Plug-in Driver
									LB100-DR-12V-60W 60W Plug-in Driver
									LB100-DC-12V-100-120 100W DC Hardwire Driver

LED
TAPE

LB-LED FLEXIBLE LED TAPE LIGHT

NON-DIMMABLE COMPACT LED DC 12V/24V ELECTRONIC DRIVERS

TYPE	Input(277V)	Output
LB100-DR-12V-30W	1@30 Watts	12V DC
LB100-DR-12V-60W	1@60 Watts	12V DC
LB100-DR-12V-100W	1@100 Watts	12V DC
LB100-DR-24V-96W	1@96 Watts	24V DC



LB100-ACC-MC Male Power Cable Connector

Must be ordered with Magnetic Driver

DIMMABLE COMPACT LED DC 120V MAGNETIC DRIVERS

APPROXIMATE SIZES AND WEIGHT

TYPE	Input(120V)	Output	Depth	Height	Width
LB100-DC-12-40-120*	1@40 Watts	12V DC	2-3/4"	5"	2"
LB100-DC-12-60-120*	1@60 Watts	12V DC	2-1/2"	6"	2-3/4"
LB100-DC-12-100-120	1@100 Watts	12V DC	2-1/2"	6"	2-3/4"
LB100-DC-24-40-120*	1@40 Watts	24V DC	2-3/4"	5"	2"
LB100-DC-24-60-120*	1@60 Watts	24V DC	2-1/2"	6"	2-3/4"
LB100-DC-24-100-120	1@100 Watts	24V DC	2-1/2"	6"	2-3/4"
LB100-DC-24-150-120	1@150 Watts	24V DC	3"	9.8"	3"
LB100-DC-24-200-120	1@200 Watts	24V DC	3"	9.8"	3"

Note:

*Class2 Dimmable LED DC Magnetic Transformer

DIMMABLE COMPACT LED DC 277V MAGNETIC DRIVERS

APPROXIMATE SIZES AND WEIGHT

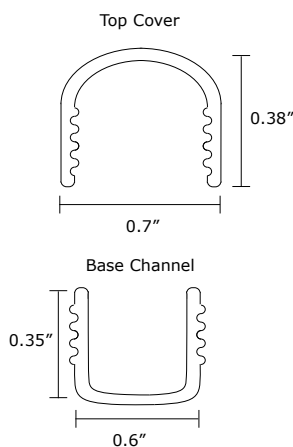
TYPE	Input(277V)	Output	Depth	Height	Width
LB100-DC-12-40-277	1@40 Watts	12V DC	2-3/4"	5"	2"
LB100-DC-12-60-277	1@60 Watts	12V DC	2-1/2"	6"	2-3/4"
LB100-DC-12-100-277	1@100 Watts	12V DC	2-1/2"	6"	2-3/4"
LB100-DC-24-40-277	1@40 Watts	24V DC	2-3/4"	5"	2"
LB100-DC-24-60-277	1@60 Watts	24V DC	2-1/2"	6"	2-3/4"
LB100-DC-24-100-277	1@100 Watts	24V DC	2-1/2"	6"	2-3/4"

Mini Channel Mounting System



Dimensions

Length: 50"
Height: 1/2"
Width: 3/4"



Features

Easy to snap together top and bottom design

Finish

- LB100-BC-AL (Aluminium- Base Channel)
- LB100-BC-WH (White- Base Channel)
- LB100-BC-CL (Clear- Base Channel)
- LB100-TC-CL (Clear- Top Cover)
- LB100-TC-CLF (Clear Frosted- Top Cover)
- LB100-TC-WH (White- Top Cover)
- LB100-TC-WF (White Frosted- Top Cover)