


SE111-LED

Sleek Profile LED Step Light

5W / 80 lumens

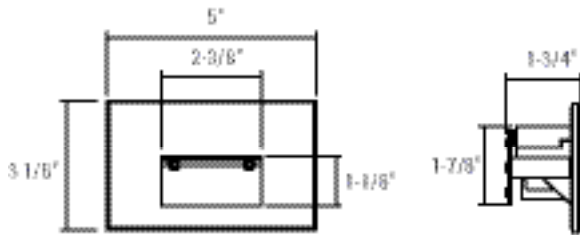
Catalog Number:	
Project Name:	
Note:	Type:



Features an architectural design, creates an attractive, romantic impression at night. Ideal for stairways, patios, decks, balcony areas, walkways, building perimeters, etc.

Horizontal rectangle LED step light

- Made of durable die-cast aluminum with frosted diffuser
- Direct wiring, no driver needed
- Low profile, flush to wall aesthetics with no visible hardware
- Balanced lighting, free of shadows with minimum glare
- Up to 200 fixtures can be connected in parallel
- 100%-10% dimming capability, this fixture is compatible with industry standard TRIAC/ELV dimmers
- Fits into 2"×4" J-Box with minimum inside dimensions of 3"L×2"W×2"D
- Wet location rated for indoor and outdoor installations
- Easy installation



SPECIFICATIONS:

LUMENS	80 lumens
WATTAGE	5W
CCT	3000K
CRI	90
VOLTAGE	120V
POWER FREQUENCY	50/60 Hz
LIFE SPAN	50,000 hrs
ORIENTATION	Horizontal
APPLICABLE ENVIRONMENT	Dry/Damp/Wet location



Ordering Guide > Example: SE111-LED-80L-30K-WH

SE111-LED			
SERIES	PERFORMANCE	CCT	FINISH
SE111-LED - Sleek LED Step Light	80L - 80 lumens	30K - 3000K	WH - White BK - Black

SE111-LED

Sleek Profile LED Step Light

Catalog Number:

Project Name:

Note:

Type:

PHOTOMETRY

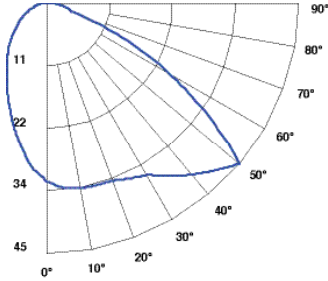
SE111-LED-30K

WATTAGE: **5.4**

LUMENS: **84**

TOTAL LUMINAIRE EFFICACY: **16**

Candle Power Distribution (Candelas)



Zonal Lumens Summary

Zone	Lumens	%Lamp	%Fixt
0-30°	23.74	28.10	28.10
0-40°	38.82	46.00	46.00
0-60°	70.75	83.80	83.80
0-90°	84.45	100.10	100.00
0-180°	84.45	100.10	100.00

Luminance Data (cd/sq.m)

Angle In Degrees	Average 0°	Average 45°	Average 90°
45°	2508	1589	1350
55°	1979	1366	1149
65°	1688	1187	998
75°	1520	997	888
85°	1300	1035	939

Candela Tabulation

	0	45	90
0	32.07	32.07	32.07
5	31.91	30.43	29.71
15	31.07	25.40	23.02
25	28.81	19.82	16.93
35	23.56	14.69	12.48
45	16.90	10.71	9.10
55	10.82	7.47	6.28
65	6.80	4.78	4.02
75	3.75	2.46	2.19
85	1.08	0.86	0.78
90	0.02	0.08	0.07

Coefficients of Utilization - Zonal Cavity Method

Effective Floor Cavity Reflectance 20% = PF

RC RW	80%				70%				50%				30%				10%				0%			
	70%	50%	30%	10%	70%	50%	30%	10%	50%	30%	10%	50%	30%	10%	50%	30%	10%	50%	30%	10%	0%			
0	119	119	119	119	116	116	116	116	111	111	111	106	106	106	102	102	102	102	100	100	100	100		
1	110	105	101	97	107	103	99	96	99	96	93	95	92	90	91	89	87	85	85	85	85	85		
2	100	92	86	80	97	90	84	79	87	82	77	84	79	76	81	77	74	72	72	72	72	72		
3	91	81	73	67	89	80	72	66	77	70	65	74	69	64	71	67	63	61	61	61	61	61		
4	84	72	63	57	81	71	63	57	68	61	56	66	60	55	64	59	54	52	52	52	52	52		
5	77	64	56	49	75	63	55	49	61	54	48	59	53	48	57	52	47	45	45	45	45	45		
6	71	58	49	43	69	57	49	43	55	48	42	53	47	42	52	46	41	39	39	39	39	39		
7	66	52	44	38	64	52	43	38	50	43	37	49	42	37	47	41	37	35	35	35	35	35		
8	61	48	39	34	60	47	39	33	46	38	33	45	38	33	43	37	33	31	31	31	31	31		
9	57	44	36	30	56	43	35	30	42	35	30	41	34	30	40	34	30	28	28	28	28	28		
10	54	40	33	27	52	40	32	27	39	32	27	38	32	27	37	31	27	25	25	25	25	25		

RC - Ceiling Cavity Reflectance

RW - Wall Reflectance

Spacing Criteria

0-180	: 1.22
90-270	: 0.76
Diagonal	: 1.40