

# TESSIE

ARCHITECTURAL SCALE, WET-LISTED EXTERIOR WALL SCONCE

alva



Tessie-60 in Enviro Satin Nickel (ESN)



Tessie-30 in Graphite (GR)

## APPLICATIONS

Direct/indirect grazing luminaire for exterior/interior use: flanking doors, on columns, on building facades, between windows, and elevator lobbies

## SIZES

- 30" H x 7" W x 4" D, 14 lbs
- 45" H x 7" W x 4" D, 21 lbs
- 60" H x 7" W x 4" D, 31 lbs
- 90" H x 7" W x 4" D, 42 lbs

## MOUNTING

- J-Box 3.0 or 4.0 at center or end of fixture
- Steel mounting system with mounting plates for facade
- Vertical Mounting only

## SPECIFICATIONS

- High efficiency, fully integrated proprietary LED module
- UL Wet Listed
- 120-277V input
- 100,000+ hours rated life time
- 10 Year Limited Warranty (excludes shade)
- Title 24 Compliant
- ADA Compliant

## LAMPING

- 3000K, 3500K, 4000K
- Tessie-30 23 watts, 729 delivered lumens
- Tessie-45 29 watts, 957 delivered lumens
- Tessie-60 37 watts, 1221 delivered lumens
- Tessie-90 50 watts, 1914 delivered lumens
- 0-10V Dimming (100-10%)
- CRI: 80 min (85 Typical)

## CONSTRUCTION

Fixture shell (shade): Heavy gauge aluminum with industrial powder coat finish and high impact acrylic



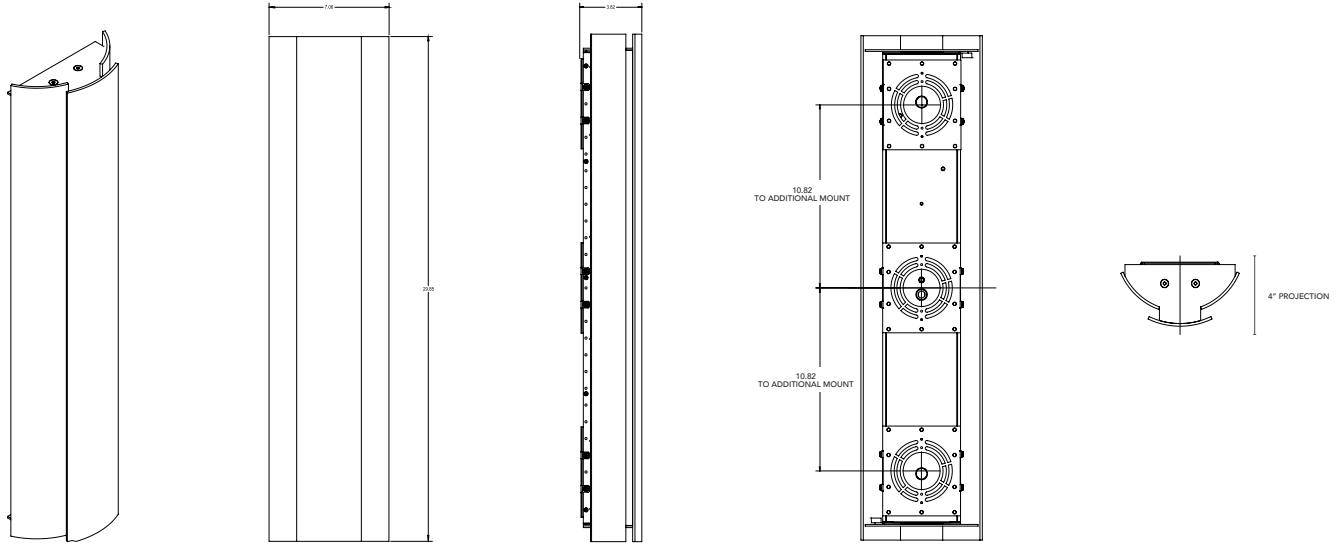
# TESSIE

ARCHITECTURAL SCALE, WET-LISTED EXTERIOR WALL SCONCE

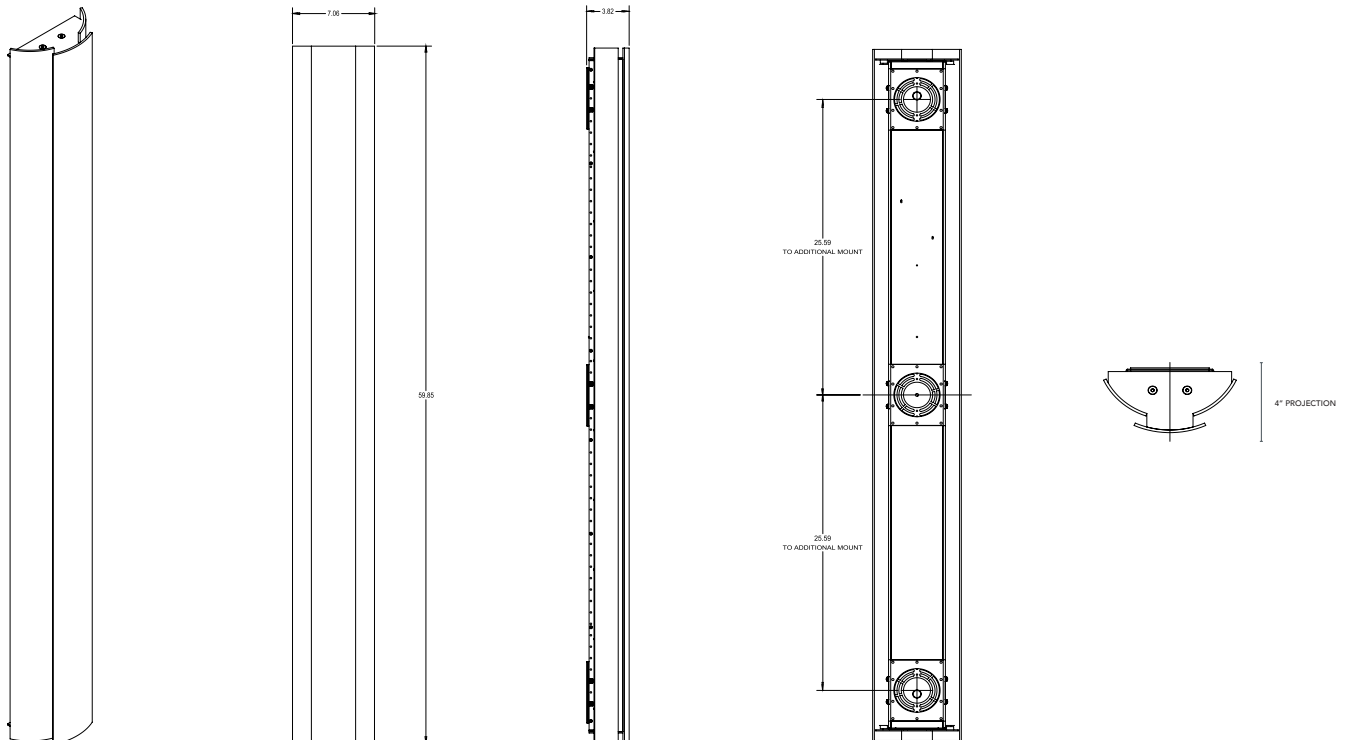
alva

## DIMENSIONS

TESSIE-30



TESSIE-60





# TESSIE

ARCHITECTURAL SCALE, WET-LISTED EXTERIOR WALL SCONCE

alva


## METAL POWDER COAT FINISH OPTIONS



ESN - Enviro Satin Nickel



EOB - Enviro Oil-Rubbed Bronze



WHT - White



BLK - Black



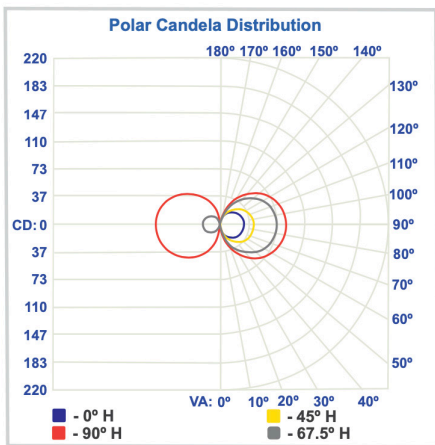
GR - Graphite



DB - Dark Bronze



Tessie-30 in Enviro Satin Nickel (ESN)



## ORDER CODE:

TESSIE			
--------	--	--	--

MODEL

LENGTH

METAL TRIM

CCT

30 30"  
45 45"  
60 60"  
90 90"

POWDER COAT FINISH OPTIONS

ESN Enviro Satin Nickel  
EOB Enviro Oil-Rubbed Bronze  
DB Dark Bronze  
GR Graphite  
WHT White  
BLK Black

3000 3000K  
3500 3500K  
4000 4000K