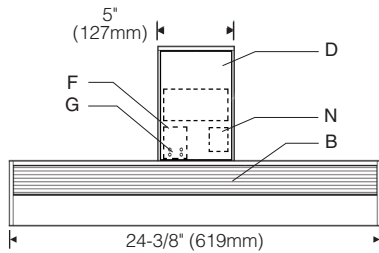
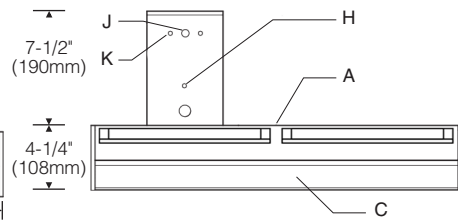


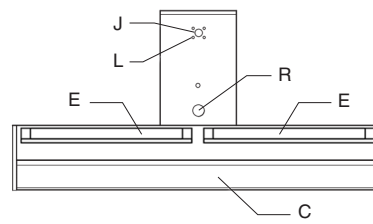
**Top View** (with center arm)



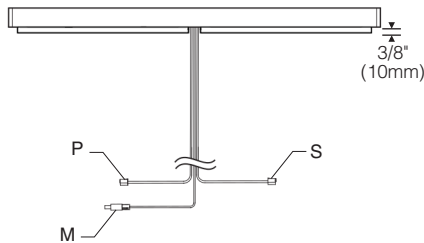
**Bottom View** (with right offset arm)



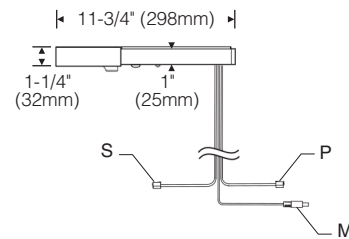
**Bottom View** (mast mount)



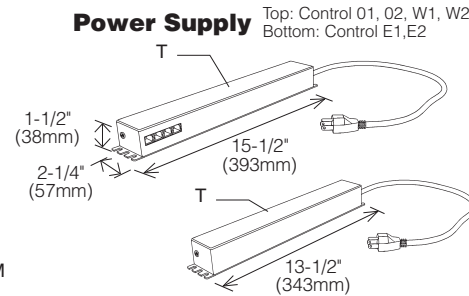
**Front View**




**End View**



**Power Supply**



Top: Control 01, 02, W1, W2  
Bottom: Control E1, E2



Mast mount G305 shown with **AMA-2W-BU** dual-arm mast and mounting base. Order mast/mounting base separately. Monitors not included.

**Specifications**

<b>A</b> Extruded aluminum housing and arm	<b>F</b> Internal wireless receiver for UV-C control	<b>L</b> Accepts monitor arm kit with mast (order AMA kit separately)	<b>P</b> 9-ft RJ11 control cable (control 00 and 01 only)
<b>B</b> Snap-in acrylic uplight lens	<b>G</b> Link buttons and LEDs	<b>M</b> 6-ft low-voltage power cable with barrel connector	<b>R</b> Optional pushbutton switch/dimmer for uplight
<b>C</b> Bottom filler panel	<b>H</b> UV-C indicator LED	<b>N</b> Internal wireless receiver for uplight control (control E0 and E1 only)	<b>S</b> Sensor cable (MS option)
<b>D</b> Snap-in aluminum access cover	<b>J</b> Cable exit		<b>T</b> HPF power supply with 6-ft cord and plug
<b>E</b> UV-C LED array	<b>K</b> Accepts 1" x 3" stanchion (order stanchion separately)		

**Finish:**

Painted surfaces: 6 stage pretreatment and electrostatically applied thermoset polyester powder coating for a durable abrasion, fade- and corrosion-resistant finish. Matching acrylic bottom filler panel.

**Disinfection Arrays:**

Two (2) replaceable, downward-facing linear UV-C LED arrays on painted mounting trays with integral visors.

**Light Engines:**

Light engine with extruded aluminum heat sink and holographic diffusers; removable for service or upgrade. Precision extruded acrylic glare control lens delivers symmetric batwing uplight distribution for broad coverage and visual comfort.

**Light Emitters:**

3500K, 80+ CRI mid-power LEDs. Additional CCT and CRI options are available; consult factory.

**Mounting:**

Predrilled for mounting to **TMS-13** support stanchion or **AMA** monitor arm kit with mast support. Required AMA mounting kit or stanchion and stanchion base ordered and priced separately.

**Electrical:**

120VAC/24VDC high power factor power supply in remote mounted aluminum enclosure with 5.5 x 2.1mm female barrel jack and 6ft 18/3 SJT power cord with NEMA 5-15P grounded plug head.

**Features**

- All-in-one ambient uplight and workstation disinfection unit
- Removable light engines and disinfection arrays for service and upgrade
- Independent control of uplight and disinfection
- Connects wirelessly to accessory transmitters for remote control by 3<sup>rd</sup>-party sensors and automated building controls



Project: \_\_\_\_\_

Type: \_\_\_\_\_

G 3 0 5 | - 0 0 0 | - | - 1 | - | - 0 | - 3 5 | - | 8

**NOTE: Refer to page UV3.2 for required CLT disinfection signal transmitter and required AMA mounting kit or TMS mounting stanchion and TMB mounting base. Each ordered and priced separately.**

**1 Style**

**G305** = Work surface disinfection unit with twenty-four (24) downward facing UV LEDs, 275 nm peak intensity. Input: 23W (disinfection only) including power supply

**2 Visible Light Output / Power**

**0020** = 42 mid-power emitters  
Input: 19W maximum, including power supply  
Output: 1505 lm

**0040** = 84 mid-power emitters  
Input: 37W maximum, including power supply  
Output: 3568 lm

**3 Configuration**

**1** = Center arm for stanchion  
**2** = Offset arm left (for stanchion shifted 6" off center)  
**3** = Offset arm right (for stanchion shifted 6" off center)  
**M** = Center arm for monitor arm mast

*Configurations 1, 2, and 3 include 2 screws for stanchion attachment.*

**4 Finish**

**02** = Semigloss white  
**PL** = Semigloss platinum



**5 Power Supply**

**1** = High power factor 120VAC/24VDC plug-in power supply with 6' power cord and NEMA 5-15P grounded plug head. Includes quick-connect barrel jack for detachable 24-volt luminaire power cable. (4) RJ11 ports for control interconnect cables (control 01, 02, W1 and W2 only). Order control interconnect cables separately.

**6 Options**

**00** = No options  
**FA** = Luminaire factory assembled to stanchion and base. Available for configuration 1, 2, and 3 only. Order stanchion and base separately.  
**MS** = Plug-in motion sensor for task light  
**FM** = Factory assembled (see FA above) with plug-in motion sensor (see MS above).  
**XX** = Custom modification (specify)

**7 Color Temperature / CRI**

**35** = 3500K, 80+ CRI  
**Note:** Additional CCT and CRI options are available; consult factory

**8 Control**

**00** = RJ11 control cable for remote switching and dimming of uplight via accessory **CCH** wireless control hub. Order hub separately. Dimming range 100%-5%. End-of-life timer signals recommended light engine replacement after 50,000 hours of use. Dedicated internal wireless receiver for remote ON/OFF control of UV-C disinfection LEDs via accessory **CLT** signal transmitter. Order **CLT** signal transmitter separately. Receiver is factory configured for automatic shut-OFF of UV-C disinfection within 10 seconds of loss of transmitter signal. **SEE NOTE BELOW.**

**01** = Same as "00" above except with pushbutton for user control of uplight. Auto-OFF control of uplight via optional plug-and-play workstation motion sensor.

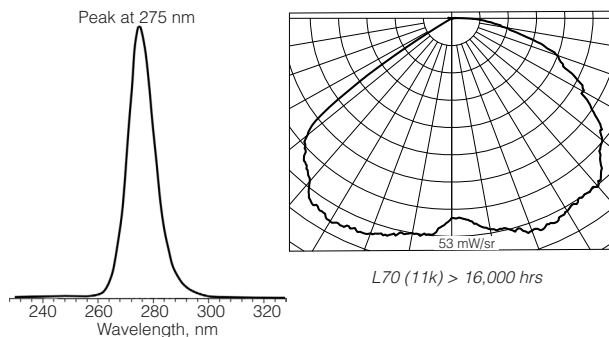
**E0** = Same as "00" as above except with dim-to-OFF control firmware and internal wireless receiver in lieu of control cable. Requires **CDT** dimming signal transmitter. Order **CDT** transmitter separately. Not compatible with CCH control hub.

**E1** = Same as "E0" above except with pushbutton for user control of uplight and auto-OFF control of uplight via optional plug-and-play workstation motion sensor.

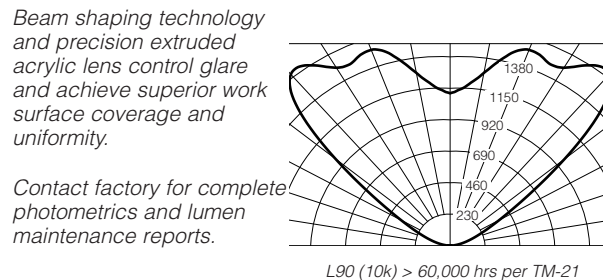
**W0** = Same as "00" above except with dim-to-OFF control firmware and RJ11 control cable for remote switching and dimming via accessory **CRJ-11-TB2** terminal box for 0-10VDC wired control. Order **CRJ-11-TB2** terminal box separately.

**W1** = Same as "W0" above except with pushbutton for user control of uplight and auto-OFF control of uplight via optional plug-and-play workstation motion sensor.

**Performance (surface disinfection)**



**Performance (task light)**

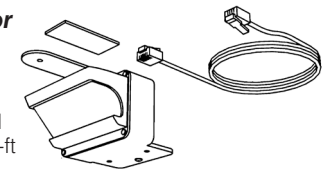


*Beam shaping technology and precision extruded acrylic lens control glare and achieve superior work surface coverage and uniformity.*

*Contact factory for complete photometrics and lumen maintenance reports.*

**NOTE: EXCESSIVE EXPOSURE TO UV-C RADIATION IS HARMFUL TO HUMAN SKIN AND EYES. OPERATE UV-C LEDs IN UNOCCUPIED SPACES ONLY.**

**Workstation Motion Sensor (included with options MS and FM)** — 24V PIR motion sensor. Mount to underside of work surface with adhesive pad or screw (provided). Includes 9-ft RJ11/RJ45 sensor cable.



**tambient from The Lighting Quotient**  
114 Boston Post Road, West Haven, Connecticut 06516, USA  
Voice 203.931.4455 • Fax 203.931.4464 • [thelightingquotient.com](http://thelightingquotient.com)

*Certain products illustrated may be covered by applicable patents and patents pending. These specifications supersede all prior publications and are subject to change without notice. Copyright © 2020 Sylvan R. Shemitz Designs, LLC, all rights reserved.*

**Required Mounting Stanchion**

(Required for Configurations 1, 2, and 3 only)

**Mounting stanchion TMS-13 is required for Style G305 stanchion mounted luminaire** — ordered and priced separately. Go to [www.TheLightingQuotient.com](http://www.TheLightingQuotient.com) or select link below for details. Choose a size that combines with a **TMB-13** mounting base (below) and the mounting condition to position the luminaire at the desired height and provide the desired coverage for lighting and disinfection. Add finish code when ordering. Order mounting base separately. Consult factory for sizes not shown.

**TMS-13** Mounting stanchion, 1" x 3".

Examples: **TMS-13-238-02**  
29-3/4" mounting stanchion for use with TMB-13-99 universal work surface edge clamp mounting base. Semigloss white finish.

**TMS-13-238-PL**  
29-3/4" mounting stanchion for use with TMB-13-99 universal work surface edge clamp mounting base. Semigloss platinum finish.

**Required Mounting Base**

(Required for Configurations 1, 2, and 3 only)

**Mounting base TMB-13 is required for Style G305 stanchion mounted luminaire** — ordered and priced separately. A range of bases integrate with most work surfaces, select workstation panels and system-specific furniture details. Go to [www.TheLightingQuotient.com](http://www.TheLightingQuotient.com) or select link below for details. Add finish code when ordering. Includes 2 screws for stanchion attachment. Order mounting stanchion separately. Consult factory for custom integrations.

**TMB-13** Mounting base for TMS-13 mounting stanchion

Examples: **TMB-13-99-02**  
Universal work surface edge clamp mounting base. Semigloss white finish.

**TMB-13-99-PL**  
Universal work surface edge clamp mounting base. Semigloss platinum finish.



**Required Mast and Mounting Base**

(Required for Configuration M only)

**Mast and mounting base AMA-05, AMA-10, AMA-1W, AMA-2W, AMA-3S, or AMA-3W is required for Style G305 mast-mounted luminaire** — ordered and priced separately. Go to [www.TheLightingQuotient.com](http://www.TheLightingQuotient.com) or select a link below for details. Add finish code when ordering.

**AMA-05-00** Standard base with square mast and 2 dynamic arms for VDTs 5 to 25 lbs each.

**AMA-05-BU** USB base with square mast and 2 dynamic arms for VDTs 5 to 25 lbs each.

**AMA-10-00** Standard base with round mast and pivot bracket for one VDT up to 50"/30 lbs.

**AMA-10-BU** USB base with round mast and pivot bracket for one VDT up to 50"/30 lbs.

**AMA-1W-00** Standard base with round mast and horizontal arm for one VDT up to 30"/20 lbs.

**AMA-1W-BU** USB base with round mast and horizontal arm for one VDT up to 30"/20 lbs.

**AMA-2W-00** Standard base with round mast and 2 horizontal arms for VDTs up to 30"/20 lbs each.

**AMA-2W-BU** USB base with round mast and 2 horizontal arms for VDTs up to 30"/20 lbs each.

**AMA-3S-00** Standard base with round mast, pivot bracket and 2 horizontal arms for VDTs up to 24"/15 lbs each.

**AMA-3S-BU** USB base with round mast, pivot bracket and 2 horizontal arms for VDTs up to 24"/15 lbs each.

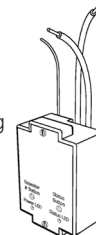
**AMA-3W-00** Standard base with round mast, pivot bracket and 2 horizontal arms for VDTs up to 30"/15 lbs each.

**AMA-3W-BU** USB base with round mast, pivot bracket and 2 horizontal arms for VDTs up to 30"/15 lbs each.

**Required Disinfection Signal Transmitter**

**Disinfection Signal Transmitter CLT is required for all G305 disinfection units** — ordered and priced separately. Link to any number of G305 units in range for ON/OFF control of UV-C disinfection. Connect to 3rd-party switching controls. 120 volt only. Signal range approximately 75 feet. Mount in electrical junction box by others.

**CLT-EN-02** Disinfection signal transmitter



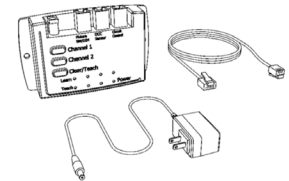
**Required Wireless Control Hub**

(Required for Control 00 and 01 only)

**Wireless control hub CCH is required for control option 00 and 01** — ordered and priced separately. Go to [www.TheLightingQuotient.com](http://www.TheLightingQuotient.com) or select a link below for details. Provides ON/OFF and dimming control for up to 12 ambient luminaires. Includes plug-in power supply and 10-ft RJ11 control cable. See CCH data sheet for information regarding compatible wireless sensors and switches.

**CCH-EN-02** Manual-ON dimming enabled

**CCH-EN-04** Auto-ON dimming enabled

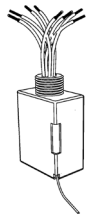


**Required Dimming Signal Transmitter**

(Required for Control E0 and E1 only)

**Dimming signal transmitter CDT is required for control option E0 and E1** — ordered and priced separately. Use with 3rd-party 0-10V dim-to-off lighting controls. Go to [www.TheLightingQuotient.com](http://www.TheLightingQuotient.com) or select link below for details.

**CDT-EN-01** Single-zone dim-to-OFF signal transmitter, 120/277V



**Surface Mount Terminal Box**

(Required for Control W0 and W1 only)

**Surface mount terminal box CRJ-11-TB2 is required for control option W0 and W1** — ordered and priced separately. For direct wire connection to 3rd-party 0-10V dim-to-off lighting controls. Includes 10-ft RJ11 control cable. Go to [www.TheLightingQuotient.com](http://www.TheLightingQuotient.com) or select link below for details.

**CRJ-11-TB2** Dual-port surface terminal box



**Control Interconnect Cables**

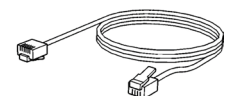
(Required for Control 00, 01, W0 and W1 only)

**Control interconnect cables are required for control option 00, 01, W0 and W1** — ordered and priced separately. Connect between ambient luminaire power supply enclosures for simultaneous remote uplight control.

**CRJ-11-010** 10-ft cable

**CRJ-11-015** 15-ft cable

**CRJ-11-025** 25-ft cable



tambient from The Lighting Quotient  
114 Boston Post Road, West Haven, Connecticut 06516, USA  
Voice 203.931.4455 • Fax 203.931.4464 • [thelightingquotient.com](http://thelightingquotient.com)

Certain products illustrated may be covered by applicable patents and patents pending. These specifications supersede all prior publications and are subject to change without notice. Copyright © 2020 Sylvan R. Shemitz Designs, LLC, all rights reserved.