

# BOXA-DW-HE

## Q-CAP Flexible Fixtures



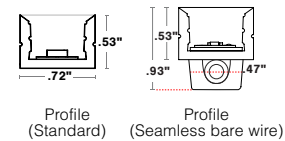
BOXA-DW-HE is a fully encapsulated flexible linear LED fixture suitable for use in applications where your white light changes temperatures within the same strip. Because of its dry and wet rating, it is perfect for not only indoor use but also as outdoor accent lighting where the fixture is visible. BOXA-DW-HE encapsulates our 24-volt high efficacy dynamic white LED strips in polyurethane. Available in a clear finish, where diodes are visible, or a translucent finish, where light is diffused. BOXA-DW-HE has a unique up/down bend with a 6" bending radius and it is compatible with six different mounting hardware options to ensure our product fits any design need.

### Output [Calculated L70 = 40000 hours]

Tested for BOXA-DW-HE-WSC-DRY

CCT	SO Standard Output 1.5 W/ft Per Channel				HO High Output 2.5 W/ft Per Channel			
	ENC/CL		ENC/TL		ENC/CL		ENC/TL	
	LM	CRI	LM	CRI	LM	CRI	LM	CRI
2400K	129	92	103	93	193	91	154	92
2700K	120	96	81	97	190	97	132	97
3000K	127	97	98	95	195	97	154	96
4000K	140	97	114	97	217	97	170	97

### Dimensions



### Wiring Detail



### Part Number Builder



Product	Mounting	Rated	CCT	Output	Lens	Type	Connector/ Wire in	Connector/ Wire out	End Caps (No feed)	Length (in)
BOXA-DW-HE							<b>BW</b>			
Voltage: 24 VDC Wattage: see table	<ul style="list-style-type: none"> <li>WSC</li> <li>RLC</li> <li>MC</li> <li>SGC</li> <li>PPS-2</li> <li>PPS-96</li> <li>PPS-FT</li> <li>PPS-LP-2</li> <li>PPS-LP-96</li> <li>PPS-LP-FT</li> </ul>	<ul style="list-style-type: none"> <li><b>DRY</b> (IP20)</li> <li><b>WET</b> (IP67)</li> </ul>	<ul style="list-style-type: none"> <li>24/30</li> <li>27/40</li> </ul>	<ul style="list-style-type: none"> <li><b>SO</b> (3.0W)</li> <li><b>HO</b> (5.0W)</li> </ul>	<ul style="list-style-type: none"> <li>ENC/CL</li> <li>ENC/TL</li> </ul>	<ul style="list-style-type: none"> <li>Single (Closed exit)                             <ul style="list-style-type: none"> <li>S1</li> <li>S2</li> <li>S3</li> <li>S4</li> <li>S5</li> </ul> </li> <li>Pass through                             <ul style="list-style-type: none"> <li>P1</li> <li>P2</li> <li>P3</li> <li>P4</li> <li>P5</li> </ul> </li> </ul>	<ul style="list-style-type: none"> <li>BW</li> <li>BW</li> </ul>	<ul style="list-style-type: none"> <li>N/A</li> <li>BW</li> </ul>	<ul style="list-style-type: none"> <li>CL</li> <li>WH</li> <li>N/A</li> </ul>	<ul style="list-style-type: none"> <li>12"-191"</li> <li>Consult factory for lengths under 12".</li> </ul>

\*White snug clip included with side graze channel

ENCAPSULATED PRODUCTS ARE NOT FIELD CUTTABLE

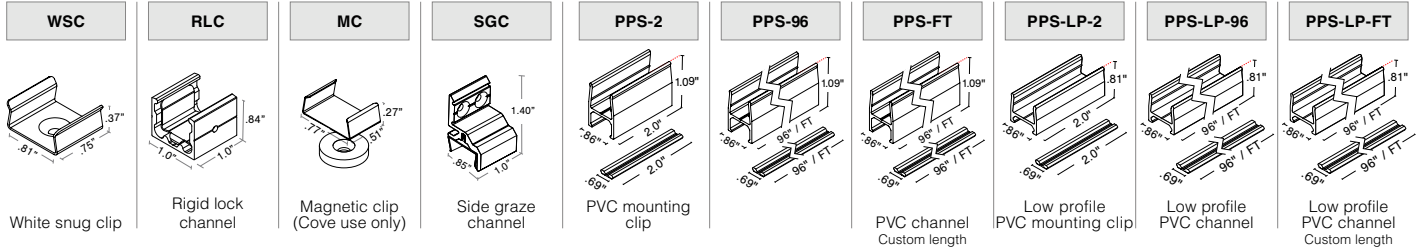
- **BW** comes in standard 24" - request custom length (Max 120") by writing it in inches next to "BW" in the order code box (ex. BW48)
- **Connector/Wire In or Out** not needed to specify product. Standard configuration is type S1, Connector/Wire In: BW & Connector/Wire Out: N/A with white endcap (WH)
- **PPS** mounting clip recommended for seamless applications

### Flexibility



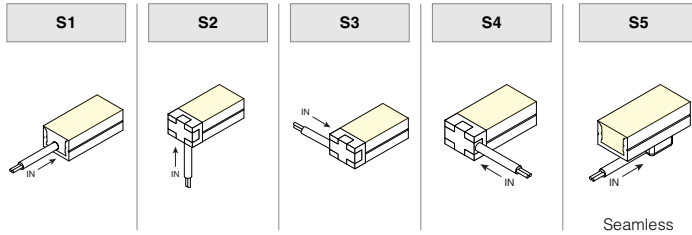
- 5 year warranty
- Field modifications are not covered under Q-Tran warranty
- Up/Down Bend
- IK10 impact rated
- Data subject to change, all data has +/- 5% tolerance
- **PPS-FT** is to be cut at Q-Tran to requested length
- Ambient or mounting surface must not be lower than -4°F or higher than: SO - 125°F, HO - 115°F

**Mounting** NOTE: 2 white snug clips provided per first 12", 1 for each additional 12". Other mounting styles incur additional charge, see price guide for details.

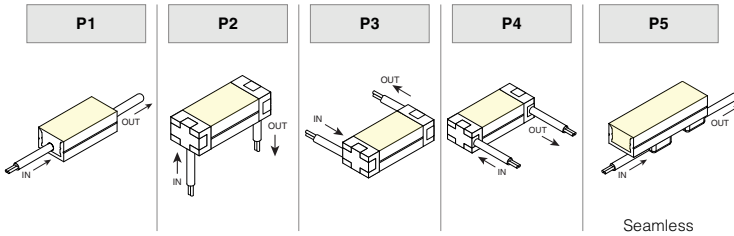


### Type

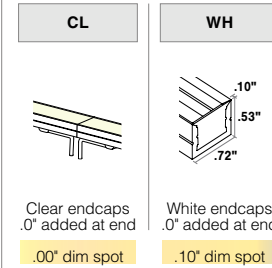
SINGLE (Input only)



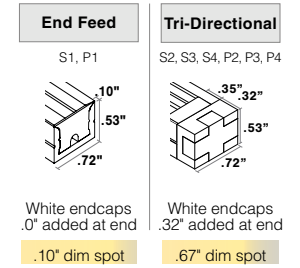
PASS THROUGH (Input/Output)



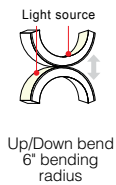
### End Caps (No Feed)



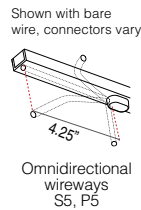
### End Caps (With Feed)



### Bend Radius



### Seamless



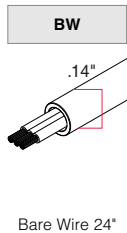
### Compatible Accessories

See website for additional accessories options


#### Q-ANGLE



### Connector/Wire – In/Out



### Lens with LED visibility



### Compatible Power Supplies

See website for additional power supply options

