

# BOXA-SW-HE

## Q-CAP Flexible Fixtures



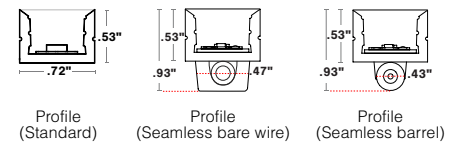
BOXA-SW-HE is a fully encapsulated flexible linear LED fixture suitable for use in a variety of applications. Because of its dry and wet rating, it is perfect for not only indoor use but also as outdoor accent lighting where the fixture is visible. BOXA-SW-HE encapsulates our one step, one bin 24-volt high efficacy static white LED strips in polyurethane. Offered in three different outputs: standard output (1.5W/ft), high output (3.0W/ft), and very high output (6.0W/ft). BOXA-SW-HE has a unique up/down bend with a 6" bending radius and it is compatible with six different mounting hardware options to ensure our product fits any design need. Available in a seamless option, where wires are hidden so they do not obstruct the look of the design. Utilize clear endcaps for continuous runs with no light loss.

### Output [Calculated L70 = 35000 hours]

Tested for BOXA-SW-HE-WSC-DRY

CCT	SO Standard Output 1.5 W/ft				HO High Output 3.0 W/ft				VHO Very High Output 6.0 W/ft			
	ENC/CL		ENC/TL		ENC/CL		ENC/TL		ENC/CL		ENC/TL	
	LM	CRI	LM	CRI	LM	CRI	LM	CRI	LM	CRI	LM	CRI
2400K	178	93	126	92	336	93	257	93	581	93	434	93
2700K	165	95	120	96	314	96	238	96	565	96	416	96
3000K	163	96	134	96	319	96	269	97	580	96	464	97
3500K	196	98	152	98	369	98	282	98	662	98	495	98
4000K	174	97	158	97	356	97	300	97	611	97	512	97

### Dimensions



### Wiring Detail



### Part Number Builder

Product	Mounting	Rated	CCT	Output	Lens	Type	Connector/ Wire in	Connector/ Wire out	End Caps (No feed)	Length (in)
BOXA-SW-HE										
Voltage: 24 VDC Wattage: see table	<ul style="list-style-type: none"> <li>WSC</li> <li>RLC</li> <li>MC</li> <li>SGC</li> <li>PPS-2</li> <li>PPS-96</li> <li>PPS-FT</li> <li>PPS-LP-2</li> <li>PPS-LP-96</li> <li>PPS-LP-FT</li> </ul>	<ul style="list-style-type: none"> <li>DRY (IP20)</li> <li>WET (IP67)</li> </ul>	<ul style="list-style-type: none"> <li>24 - 2400K</li> <li>27 - 2700K</li> <li>30 - 3000K</li> <li>35 - 3500K</li> <li>40 - 4000K</li> </ul>	<ul style="list-style-type: none"> <li>SO (1.5W)</li> <li>HO (3.0W)</li> <li>VHO (6.0W)</li> </ul>	<ul style="list-style-type: none"> <li>ENC/CL</li> <li>ENC/TL</li> </ul>	<ul style="list-style-type: none"> <li>S1</li> <li>S2</li> <li>S3</li> <li>S4</li> <li>S5</li> </ul>	<ul style="list-style-type: none"> <li>BW BRL</li> </ul>	<ul style="list-style-type: none"> <li>N/A</li> </ul>	<ul style="list-style-type: none"> <li>CL</li> <li>WH</li> </ul>	<ul style="list-style-type: none"> <li>12"-191"</li> <li>Consult factory for lengths under 12".</li> </ul>
*White snug clip included with side graze channel						Single (Closed exit)				
ENCAPSULATED PRODUCTS ARE NOT FIELD CUTTABLE						Pass through	<ul style="list-style-type: none"> <li>P1</li> <li>P2</li> <li>P3</li> <li>P4</li> <li>P5</li> </ul>	<ul style="list-style-type: none"> <li>BW BRL</li> </ul>	<ul style="list-style-type: none"> <li>BW BRL</li> </ul>	<ul style="list-style-type: none"> <li>N/A</li> </ul>

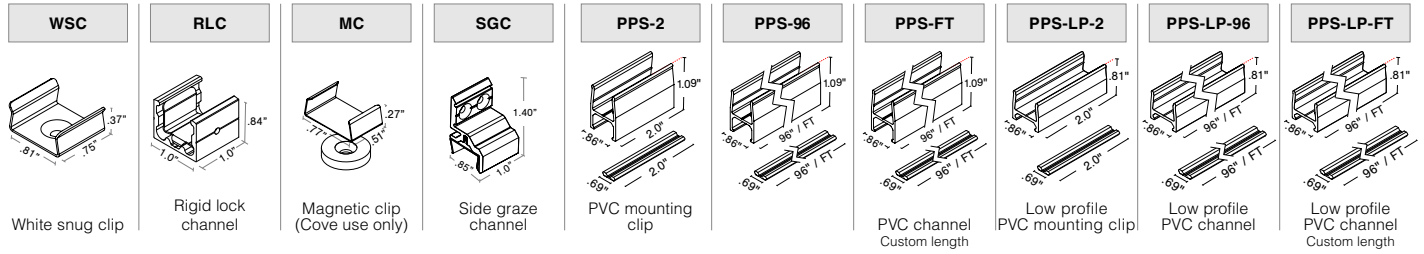
- **BW** comes in standard 24" - request custom length (Max 120") by writing it in inches next to "BW" in the order code box (ex. BW48)
- **Connector/Wire In or Out** not needed to specify product. Standard configuration is type S1, Connector/Wire In: BW & Connector/Wire Out: N/A with white endcap (WH)
- **PPS** mounting clip recommended for seamless applications

### Flexibility



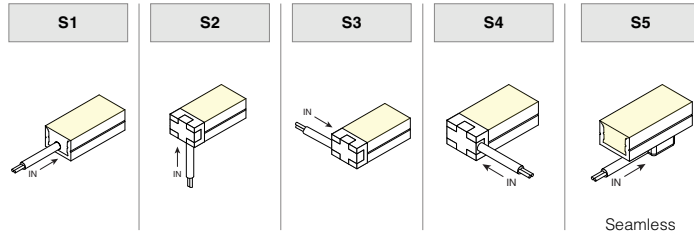
- 5 year warranty
- Field modifications are not covered under Q-Tran warranty
- Up/Down Bend
- IK10 impact rated
- Data subject to change, all data has +/- 5% tolerance
- **PPS-FT** is to be cut at Q-Tran to requested length

**Mounting** NOTE: 2 white snug clips provided per first 12", 1 for each additional 12". Other mounting styles incur additional charge, see price guide for details.

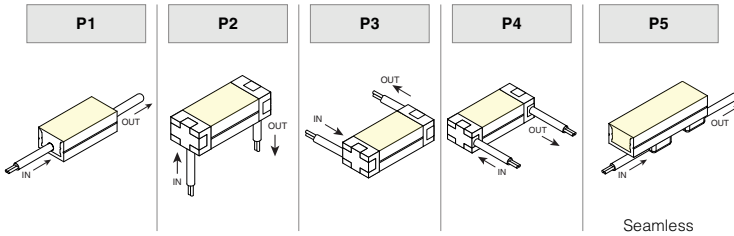


### Type

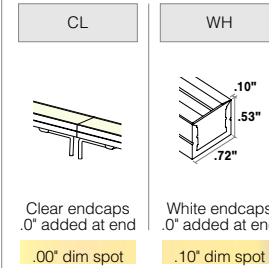
SINGLE (Input only)



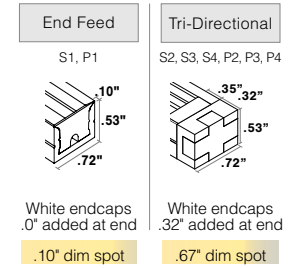
PASS THROUGH (Input/Output)



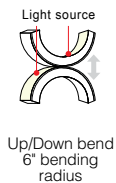
### End Caps (No Feed)



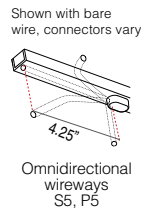
### End Caps (With Feed)



### Bend Radius



### Seamless



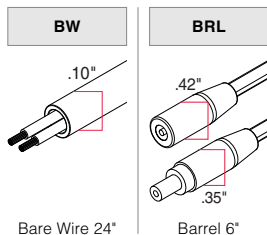
### Compatible Accessories

See website for additional accessories options


Q-ANGLE



### Connector/Wire – In/Out



### Lens with LED visibility



### Compatible Power Supplies

See website for additional power supply options

