

KURV-SW-HE

Q-CAP Flexible Fixtures



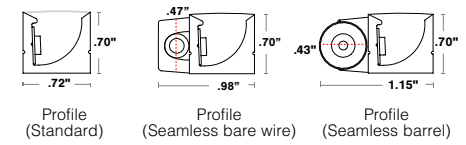
KURV-SW-HE is a fully encapsulated flexible linear LED fixture suitable for use in direct viewing applications because diodes are not visible due to its unique shape. KURV has a built-in parabolic curve, which allows the fixture to push out asymmetrical light with its internal reflector. Because of its dry and wet rating, it is perfect for not only indoor use but also as outdoor accent lighting, especially when the light needs to be wrapped around a mass. KURV-SW-HE encapsulates our one step, one bin 24-volt static white high efficacy LED strips in polyurethane. It is offered in three different outputs: standard output (1.5W/ft), high output (3.0W/ft), and very high output (6.0W/ft). Available in a clear finish, where diodes are visible, or a translucent finish, where light is diffused.

Output [Calculated L70 = 35000 hours]

Tested for KURV-SW-HE-WSC-DRY

CCT	SO Standard Output 1.5 W/ft				HO High Output 3.0 W/ft				VHO Very High Output 6.0 W/ft			
	ENC/CL		ENC/TL		ENC/CL		ENC/TL		ENC/CL		ENC/TL	
	LM	CRI	LM	CRI	LM	CRI	LM	CRI	LM	CRI	LM	CRI
2400K	133	93	133	92	272	93	270	92	465	93	460	92
2700K	153	95	146	95	282	96	264	96	493	96	468	96
3000K	150	96	163	96	311	96	295	96	529	97	515	96
3500K	159	98	144	98	325	98	295	98	556	98	486	98
4000K	147	97	127	97	298	97	258	97	518	97	445	97

Dimensions



Wiring Detail




Part Number Builder

Product	Mounting	Rated	CCT	Output	Lens	Type	Connector/ Wire in	Connector/ Wire out	End Caps (No feed)	Length (in)
KURV-SW-HE										
	WSC RLC MC SGC PPS-2 PPS-96 PPS-FT PPS-LP-2 PPS-LP-96 PPS-LP-FT	DRY (IP20) WET (IP67)	24 - 2400K 27 - 2700K 30 - 3000K 35 - 3500K 40 - 4000K	SO (1.5W) HO (3.0W) VHO (6.0W)	ENC/CL ENC/TL	S1 S2 S3 S4 S5 S6 P1 P2 P3 P4 P5 P6	BW BRL	N/A	CL WH	12\"-191\" Consult factory for lengths under 12\".

Voltage: 24 VDC
 Wattage: see table
 *White snug clip included with side graze channel
 ENCAPSULATED PRODUCTS ARE NOT FIELD CUTTABLE

- **BW** comes in standard 24\"- request custom length (Max 120\") by writing it in inches next to \"BW\" in the order code box (ex. BW48)
- **Connector/Wire In or Out** not needed to specify product. Standard configuration is type S1, Connector/Wire In: BW & Connector/Wire Out: N/A with white endcap (WH)
- **PPS** mounting clip recommended for seamless applications

Flexibility



- 5 year warranty
- Field modifications are not covered under Q-Tran warranty
- Side Bend
- IK10 impact rated
- Data subject to change, all data has +/- 5% tolerance
- **PPS-FT** is to be cut at Q-Tran to requested length

KURV-SW-HE

Q-CAP Flexible Fixtures



Mounting NOTE: 2 white snug clips provided per first 12", 1 for each additional 12". Other mounting styles incur additional charge, see price guide for details.

WSC White snug clip	RLC Rigid lock channel	MC Magnetic clip (Cove use only)	SGC Side graze channel	PPS-2 PVC mounting clip	PPS-96 PVC mounting clip	PPS-FT PVC channel Custom length	PPS-LP-2 Low profile PVC mounting clip	PPS-LP-96 Low profile PVC channel	PPS-LP-FT Low profile PVC channel Custom length
-----------------------------------	--------------------------------------	--	--------------------------------------	---------------------------------------	--	--	--	---	---

Type

SINGLE (Input only)

S1 Seamless	S2 Seamless	S3 Seamless	S4 Seamless	S5 Seamless	S6 Seamless
---------------------------	---------------------------	---------------------------	---------------------------	---------------------------	---------------------------

PASS THROUGH (Input/Output)

P1 Seamless	P2 Seamless	P3 Seamless	P4 Seamless	P5 Seamless	P6 Seamless
---------------------------	---------------------------	---------------------------	---------------------------	---------------------------	---------------------------

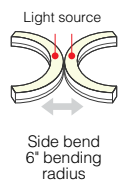
End Caps (No Feed)

CL Clear endcaps .0" added at end .00" dim spot	WH White endcaps .0" added at end .10" dim spot
---	---

End Caps (With Feed)

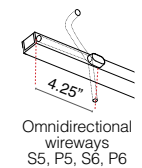
End Feed S1, P1 White endcaps .0" added at end .10" dim spot	Tri-Directional S2, S3, S4, P2, P3, P4 White endcaps .32" added at end .67" dim spot
---	---

Bend Radius




Seamless

Shown with bare wire, connectors vary



Compatible Accessories

See website for additional accessories options



Connector/Wire – In/Out

BW Bare Wire 24"	BRL Barrel 6"
--------------------------------	-----------------------------

Lens with LED visibility

ENC/CL Encapsulated in clear	ENC/TL Encapsulated in translucent
--	--

Compatible Power Supplies

See website for additional power supply options

QTM-DC+CAP 	IQ-PH-80 QD1 	QZ 	QTM-eLED
-----------------------	-------------------------	---------------	---------------------