


WURM-SW

Q-CAP Flexible Fixtures



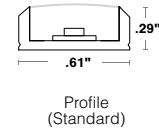
WURM-SW is a fully encapsulated flexible linear LED fixture suitable for use in applications where you light needs to be squeezed into a small space. Because of its dry and wet rating, it is perfect for not only indoor use but also as outdoor accent lighting, especially when the light needs to be low-profile. WURM-SW encapsulates our one step, one bin 24-volt static white LED strips in polyurethane. It is offered in three different outputs: standard output (1.5W/ft), high output (3.0W/ft), and very high output (5.0W/ft). Available in a clear finish, where diodes are visible, or a translucent finish, where light is diffused.

Output [Calculated L70 = 40000 hours]

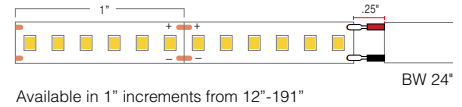
Tested for WURM-SW-WSCS-DRY

CCT	SO Standard Output 1.5 W/ft				HO High Output 3.0 W/ft				VHO Very High Output 5.0 W/ft			
	ENC/CL		ENC/TL		ENC/CL		ENC/TL		ENC/CL		ENC/TL	
	LM	CRI	LM	CRI	LM	CRI	LM	CRI	LM	CRI	LM	CRI
2400K	127	94	107	94	231	93	189	93	329	94	274	94
2700K	127	97	103	97	227	98	197	98	329	98	273	98
3000K	135	99	110	98	242	98	202	98	337	98	267	97
3500K	144	96	115	96	242	96	201	97	359	97	304	97
4000K	151	96	126	96	262	96	218	96	370	97	316	97

Dimensions



Wiring Detail



Part Number Builder



Product	Mounting	Rated	CCT	Output	Lens	Type	Connector/ Wire in	Connector/ Wire out	End Caps (No feed)	Length (in)
WURM-SW										
<div> <div> Voltage: 24 VDC Wattage: see table </div> <div> WSCS MCS </div> <div> DRY (IP20) </div> <div> WET (IP67) </div> <div> 24 27 30 35 40 </div> <div> - 2400K - 2700K - 3000K - 3500K - 4000K </div> <div> SO (1.5W) </div> <div> HO (3.0W) </div> <div> VHO (5.0W) </div> <div> ENC/CL ENC/TL </div> <div> S1 Single (Closed exit) </div> <div> P1 Pass through </div> <div> BW BRL </div> <div> N/A </div> <div> BW BRL </div> <div> BW BRL </div> <div> WH </div> <div> N/A </div> <div> 12"-191" Consult factory for lengths under 12". </div> </div>										

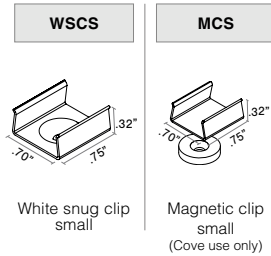
- **BW** comes in standard 24"- request custom length (Max 120") by writing it in inches next to "BW" in the order code box (ex. BW48)
- **Connector/Wire In or Out** not needed to specify product. Standard configuration is type S1, Connector/Wire In: BW & Connector/Wire Out: N/A with white endcaps (WH)

Flexibility



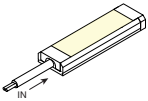
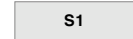
- 5 year warranty
- Field modifications are not covered under Q-Tran warranty
- Up/Down & Helical Bend
- Data subject to change, all data has +/- 5% tolerance
- Ambient or mounting surface must not be lower than -4°F or higher than: SO - 125°F; HO - 115°F; VHO - 108°F

Mounting NOTE: 2 white snug clips provided per first 12", 1 for each additional 12". Other mounting styles incur additional charge, see price guide for details.

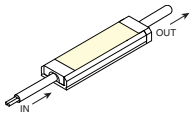


Type

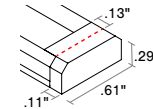
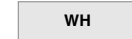
SINGLE (Input only)



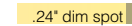
PASS THROUGH (Input/Output)



End Caps (No Feed)



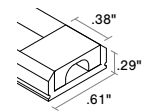
White endcaps
.11" added at end



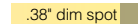
End Caps (With Feed)



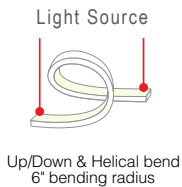
S1, P1



White endcaps
.0" added at end



Bend Radius ^{*}Max recommended rotation of 1 rotation per 16"

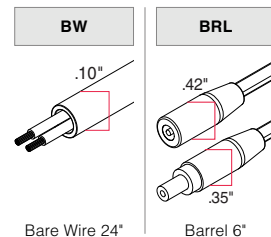


Compatible Accessories

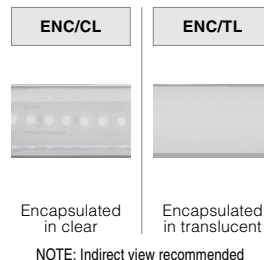
See website for additional accessories options



Connector/Wire – In/Out



Lens with LED visibility



Compatible Power Supplies

See website for additional power supply options

