

# COMPOSITION SYSTEM

## CUBIST INSERT

Multi-cell optics low glare downlight, available in 3 beam distributions.

Project \_\_\_\_\_

Date \_\_\_\_\_

Type \_\_\_\_\_



## ORDERING INFORMATION

MODEL	CCT	FINISH	CRI	WATT	BEAM ANGLE	VOLT	DIMMING
COCO-LBE-9483	27- 2700K 30- 3000K 35- 3500K	W- White B- Black	90- 90CRI	16- 16.8W	9- 9° 13- 13° 25- 25°	42- 42V	N- Non Dim D- 1-10V Dim
COCO-LBE-9483							

## LUMEN OUTPUT & WATTAGE

COCO-LBE-9483		
Wattage	16.8 W	
Color Temperature	2700K/ 3000K	3500K
Lumen Output	959 lm	1363 lm



## FIXTURE SPECIFICATION

### LED CHIPS

Cree LED

### HOUSING

Aluminum body

### WARRANTY

5 year warranty.

### IP RATED

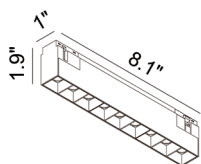
IP20 rated, dry location only.

### LISTING

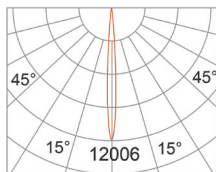
ETL listing, CE listing

## Photometric Curves

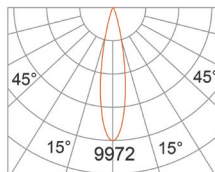
COCO-LBE-9483



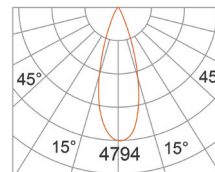
\*UNIT: CD



AT 3000K, 90CRI  
3000K- 9° BEAM



3000K- 13° BEAM



3000K- 25° BEAM