

# CUBIST MULTI-CELL

Versatile ultra-low brightness downlight.



Project \_\_\_\_\_

Date \_\_\_\_\_

Type \_\_\_\_\_

## ORDERING INFORMATION

MODEL	TRIM	CCT	FINISH	CRI	WATT	BEAM ANGLE	VOLT	DIMMING
CMC-2	F- Flange trim	27- 2700K 30- 3000K 35- 3500K	W- White B- Black	90- 90CRI	4- 4.4W	15- 15 °	120- 120V 277- 277V UNV- UNV	D- 0-10V Dim
CMC-4	MIT- Mud in trim				8- 8.8W			
CMC-5					10- 10W	15- 15 ° 30- 30 ° 40- 40 °		
CMC-10					20- 20W			
CMC-15					27- 27W			
CMC-								

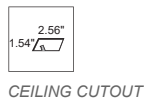
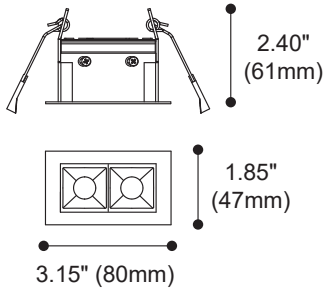
## LUMEN OUTPUT & WATTAGE

	CMC-2	CMC-4	CMC-5			CMC-10			CMC-15		
<b>Wattage</b>	4.4 W	8.8 W	10 W			20 W			27 W		
<b>Beam Angle</b>	15°	15°	15°	30°	40°	15°	30°	40°	15°	30°	40°
<b>Lumen Output</b>	315 lm	519 lm	625 lm	679 lm	668 lm	1340 lm	1370 lm	1321 lm	1917 lm	1969 lm	1862 lm

## FIXTURE DIMENSIONS

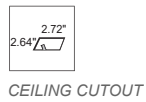
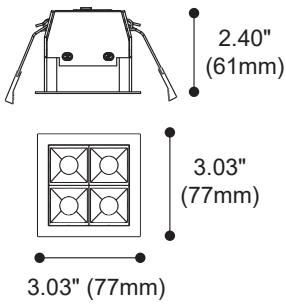
### CMC-2

TRIMMED



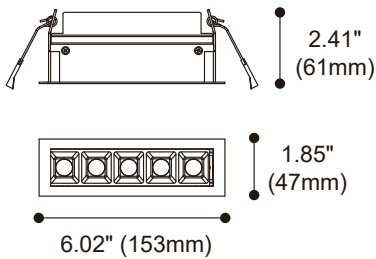
### CMC-4

TRIMMED



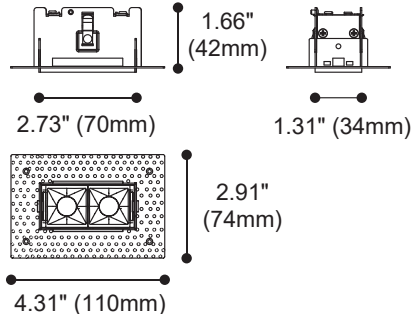
### CMC-5

TRIMMED



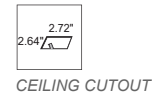
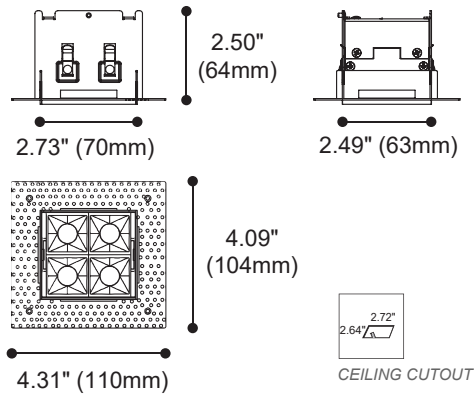
### CMC-2-SF

SPACKLE FLANGE



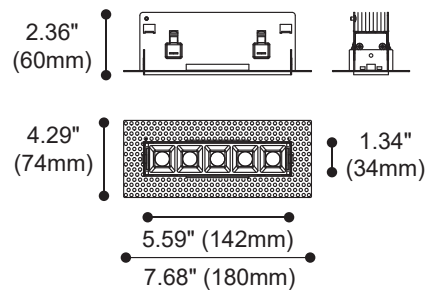
### CMC-4-SF

SPACKLE FLANGE



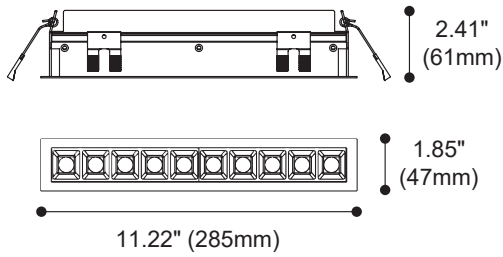
### CMC-5-SF

SPACKLE FLANGE



## CMC-10

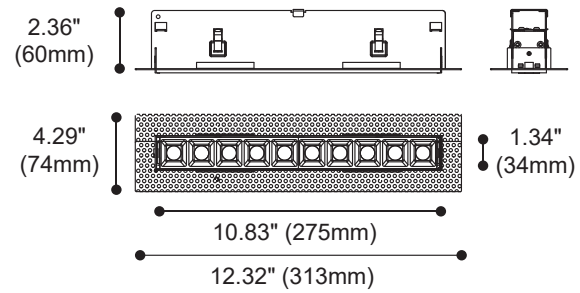
TRIMMED



CEILING CUTOUT

## CMC-10-SF

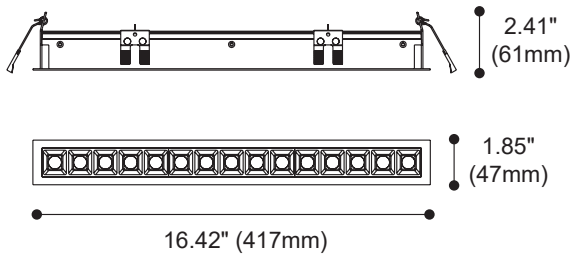
SPACKLE FLANGE



CEILING CUTOUT

## CMC-15

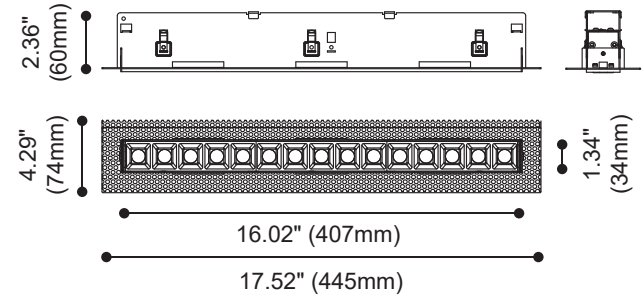
TRIMMED



CEILING CUTOUT

## CMC-15-SF

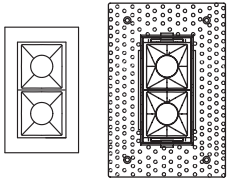
SPACKLE FLANGE



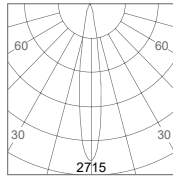
CEILING CUTOUT

## Photometric Curves

### CMC-2

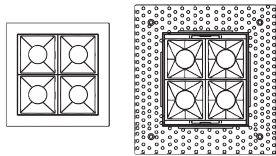


\*UNIT: CD

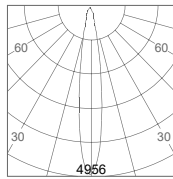


AT 3000K, 90CRI  
3000K- 15° BEAM

### CMC-4




\*UNIT: CD

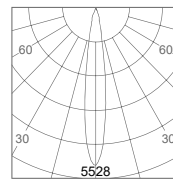


AT 3000K, 90CRI  
3000K- 15° BEAM

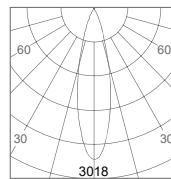
### CMC-5



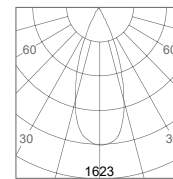
\*UNIT: CD



AT 3000K, 90CRI  
3000K- 15° BEAM




3000K- 30° BEAM

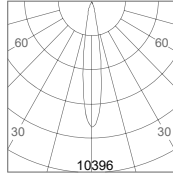


3000K- 40° BEAM

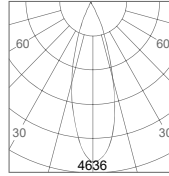
## CMC-10



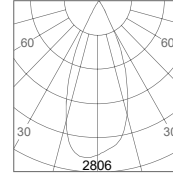
\*UNIT: CD



AT 3000K, 90CRI  
3000K- 15° BEAM

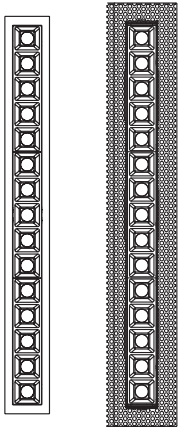


3000K- 30° BEAM

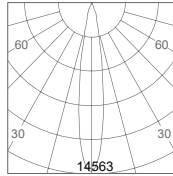


3000K- 40° BEAM

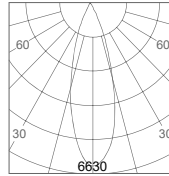
## CMC-15



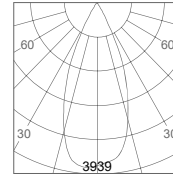
\*UNIT: CD



AT 3000K, 90CRI  
3000K- 15° BEAM



3000K- 30° BEAM



3000K- 40° BEAM

## FIXTURE SPECIFICATION

### LED CHIPS

Cree LED

### HOUSING

Aluminum body

### WARRANTY

5 year warranty.

### IP RATED

IP20 rated, dry location only.

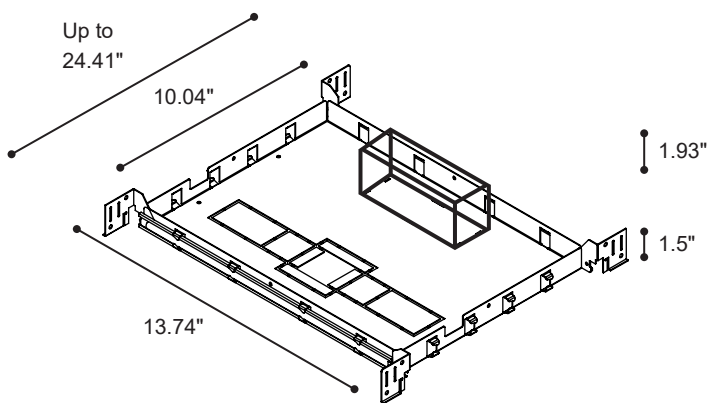
### LISTING

ETL listing, CE listing

## FIXTURE HOUSING

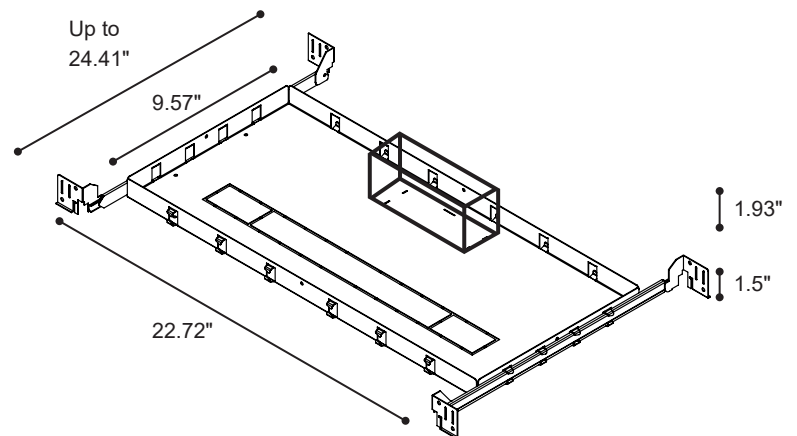
### CUB-ACCG-25

FOR 2/4/5/10-CELL



### CUB-ACCH-1

FOR 15-CELL



## DRIVER BOX

### CUB-ACCG-22A

