

COMPOSITION SYSTEM

LINEAR ADJUSTABLE

Modular LED linear adjustable fixture with 180 deg. tilt angle. Fixture is easily repositioned and connected automatically with mechanical quick connect fitting.

Project _____

Date _____

Type _____




ORDERING INFORMATION

MODEL	CCT	FINISH	CRI	WATT	BEAM ANGLE	VOLT	DIMMING
COCO-HTE-9620	27- 2700K 30- 3000K 35- 3500K	W- White B- Black	90- 90CRI	9- 9W	110- 110°	42- 42V	N- Non Dim D- 1-10V Dim
COCO-HTE-9620							

LUMEN OUTPUT & WATTAGE

COCO-HTE-9620		
Wattage	9 W	
Color Temperature	2700K/ 3000K	3500K
Lumen Package	584 lm	430 lm



FIXTURE SPECIFICATION

LED CHIPS
Samsung LED

HOUSING
Aluminum body

MECHANICAL
Fixture have 180 degree tilt angle.

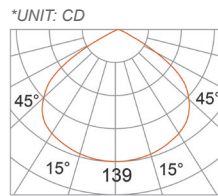
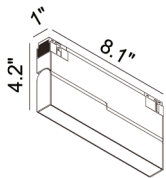
WARRANTY
5 year warranty.

IP RATED
IP20 rated, dry location only.

LISTING
ETL listing, CE listing

PHOTOMETRIC CURVES

COCO-HTE-9620



AT 3000K, 90CRI
3000K- 110° BEAM