

COMPOSITION SYSTEM

TOOB

Sleek cylindrical pendant fixture.

Project _____

Date _____

Type _____



ORDERING INFORMATION

MODEL	CCT	FINISH	CRI	WATT	BEAM ANGLE	VOLT	DIMMING
COCO-LPE-9311A	27- 2700K 30- 3000K 35- 3500K	W- White B- Black	90- 90CRI	8- 8W	27- 27° 45- 45°	42- 42V	N- Non Dim D- 1-10V Dim
COCO-LPE-9321A				19- 19W	20- 20° 32- 32° 45- 45°		
COCO-LPE-							

LUMEN OUTPUT & WATTAGE

	COCO-LPE-9311A		COCO-LPE-9321A	
Wattage	8 W		19 W	
Color Temperature	2700K/ 3000K	3500K	2700K/ 3000K	3500K
Lumen Package	657 lm	710 lm	2087 lm	2087 lm

FIXTURE SPECIFICATION

LED CHIPS
CREE LED

HOUSING
Aluminum body

WARRANTY
5 year warranty.

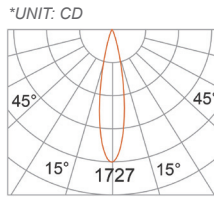
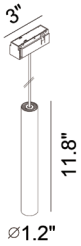
IP RATED
IP20 rated, dry location only.

LISTING
ETL listing, CE listing

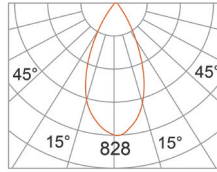


PHOTOMETRIC CURVES

COCO-LPE-9311A

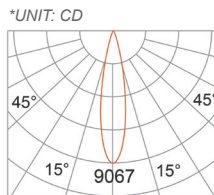
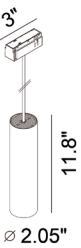


AT 3000K, 90CRI
3000K- 27° BEAM

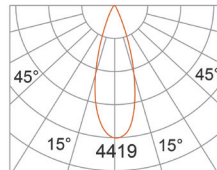


3000K- 45° BEAM

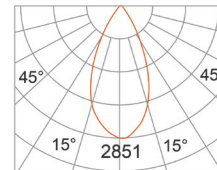
COCO-LPE-9321A



AT 3000K, 90CRI
3000K- 20° BEAM



3000K- 32° BEAM



3000K- 45° BEAM