


The Savannah adds a touch of class and elegance to any Municipal, or Residential Project. Beautiful by day and efficient by night, the Savannah is the perfect street, curbside and pathway solution. Utilizing the latest in LED technology, the Savannah features the patented Star Power optical system with field adjustment capabilities. Savannah's light source facing a residence can be independently concealed by field adjustment so that maximum lighting levels are targeted where needed—on the street, or between fixtures on sidewalks. Also ideal for storefronts alongside the street, Savannah's light source can be easily adjusted on-site allowing light distribution just before a storefront's entrance.

Kelvin temperature offerings include 2700K, 3000K, 3500K, 4000K and 5000K. The luminaire is powder coated with a textured finish.

The Savannah is available in two different globe designs, three top shades and additional decorative options such as the Filigree + Strut Combo. Shades include 4.38" Cast Finial as standard, powder-coated same finish as fixture. Globe only luminaires have no finial as standard.



**STAR POWER™ OPTICAL SYSTEM**

The Star Power™ reflector is an excellent system which provides great value and performance.





**LED WATTAGE CHART**

	16L	32L	48L
350 milliamps	17w	34w	53w
530 milliamps	26w	54w	80w
700 milliamps	33w	71w	104w

Project Name:

Type:

--	--	--	--	--	--	--	--	--	--

Cat#	Shade / Lens	Light Dist.	# of LEDs	Milliamps	Kelvin	Volts	Mounting	Color	Options
Savannah 1 (SVN-1) 	Shade 1 (SH1) 	Type 2 (T2)	16 (16L)	350 (35)	2700K, 70 CRI (27K7)	120-277 (UNV)	Post Top Mount Over 3" OD Tenon (PT)	Bronze Textured (BRZ)	Opal Lens (OPL)
	Shade 2 (SH2) 	Type 3 (T3)	32 (32L)	530 (53)	2700K, 80 CRI (27K8) Ⓢ	347-480 (HV)		White Textured (WHT)	Polycarbonate Lens (PLY)
		Type 5 (T5)	48 (48L)	700 (7)	3000K, 70 CRI (30K7)			Smooth White Gloss (SWT)	Decorative Filigree + Strut Combo (FSC)
			3500K, 80 CRI (35K8) Ⓢ	Silver (SVR)	Photocell (PC) Ⓢ				
	Shade 3 (SH3) 	Type 5 (T5)	48 (48L)	700 (7)	3000K, 80 CRI (30K7)	347-480 (HV)		Graphite Textured (GPH)	House Side Shield (HSS)
					3500K, 80 CRI (35K8) Ⓢ			Grey Textured (GRY)	Finial (FIN)
	Lens Globe 1 (LG1) Ⓢ	Type 5 (T5)	48 (48L)	700 (7)	4000K, 70 CRI (40K7)	347-480 (HV)		Custom (CS)	Nema 7-Pin Receptacle (PE7)
					4000K, 80 CRI (40K8) Ⓢ			Terminal Block (TB)	
	Lens Globe 2 (LG2) Ⓢ	Type 5 (T5)	48 (48L)	700 (7)	5000K, 70 CRI (50K7)	347-480 (HV)			
					5000K, 80 CRI (50K8) Ⓢ				

**Notes:**  
 Ⓢ Use With or Without Shade  
 Ⓢ Use Without Shade  
 Ⓢ Consult Factory for Lead Time. Consult Factory for 90 CRI Requests.  
 Ⓢ Universal Voltage 120-277

# PRODUCT SPECIFICATIONS

## ELECTRICAL

- 120-277 Volts (UNV) or 347-480 Volts (HV)
- 0-10V dimming driver
- Driver power factor at maximum load is  $\geq .95$ , THD maximum load is 15%
- LED Drivers Ambient Temp. Min is  $-40^{\circ}\text{C}$  and Ambient Temp. Max ranges from  $50^{\circ}\text{C}$  to  $55^{\circ}\text{C}$  and, in some cases, even higher. Consult the factory for revalidation by providing the fixture catalog string before quoting and specifying it.
- All internal wiring UL certified for 600 VAC and  $105^{\circ}\text{C}$
- CRI 70, 80 or 90
- Color temperatures: 2700, 3000K, 3500K, 4000K, 5000K
- Surge Protection: 20KA supplied as standard.

## CONSTRUCTION

- Cast Aluminum

## OPTIONS

- Opal Lens
- Polycarbonate Lens
- Decorative Filigree + Strut Combo
- House Side Shield
- Finial
- Terminal Block
- MARINE GRADE FINISH (MGF) - A multi-step process creating protective finishing coat against harsh environments. Chemically washed in a 5 stage cleaning system. Pre-baked, Powder coated 3-5 mils of Zinc Rich Super Durable Polyester Primer. Oven Baked. Finished Powder Coating of Super Durable Polyester Powder Coat 3-5 mil thickness.

House Side Shield (HSS) is designed for full property line cut-off.

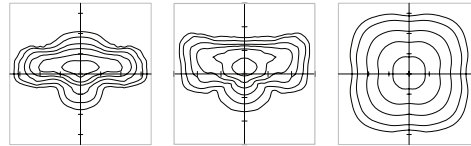
## CONTROL OPTIONS

- NEMA 7-PIN RECEPTACLE (PE7)—An ANSI C136.41-2013 receptacle provides electrical and mechanical interconnection between photo control cell and luminaire. Dimming receptacle available two or four dimming contacts supports 0-10 VDC dimming methods or Digital Addressable Lighting Interface (DALI), providing reliable power interconnect.
- PHOTOCELL + RECEPTACLE (PCR)—7-Pin Receptacle and Electronic Twist Lock Photocell for dusk to dawn operation.
- RECEPTACLE + SHORTING CAP (PER)—7-Pin Receptacle and Shorting Cap.
- PHOTOCELL - Button type photocell.
- Controls Agnostics: Please contact factory for your preferred controls option.

## OPTICS

Recessed Star Power Optical System is 95% reflective material. Utilizes a linear diffused pattern, softening the light distribution and eliminating any dark shadows or striations.

- IES Types



TYPE II (T2)

TYPE III (T3)

TYPE V (T5)

## FINISH

- 3-5 mils electrostatic powder coat.
- NLS Lighting standard high-quality finishes prevent corrosion and protects against extreme environmental conditions

## WARRANTY

Five-year limited warranty for drivers and LEDs.

## LISTINGS

- Certified to UL 1598
- UL 8750
- CSA C22.2 No. 250.0
- 3G Rated



The information and specifications on this document are subject to change without any notification. All values are design, nominal, typical or prorated values when measured under internal and external laboratory conditions.

# PRODUCT SPECIFICATIONS

## SAVANNAH LUMEN DATA CHART

PART NUMBER	T2 LUMENS	T2 LM/W	T3 LUMENS	T3 LM/W	T5 LUMENS	T5 LM/W	Watts
SVN-16L-35-30K7	1683	99	1598	94	1632	96	17
SVN-16L-35-40K7	1734	102	1649	97	1700	100	17
SVN-16L-35-50K7	1802	106	1717	101	1768	104	17
SVN-16L-53-30K7	2574	99	2444	94	2496	96	26
SVN-16L-53-40K7	2652	102	2522	97	2600	100	26
SVN-16L-53-50K7	2756	106	2626	101	2704	104	26
SVN-16L-7-30K7	3267	99	3102	94	3168	96	33
SVN-16L-7-40K7	3366	102	3201	97	3300	100	33
SVN-16L-7-50K7	3498	106	3333	101	3432	104	33
SVN-32L-35-30K7	3366	99	3196	94	3264	96	34
SVN-32L-35-40K7	3468	102	3298	97	3400	100	34
SVN-32L-35-50K7	3604	106	3434	101	3536	104	34
SVN-32L-53-30K7	5346	99	5076	94	5184	96	54
SVN-32L-53-40K7	5508	102	5238	97	5400	100	54
SVN-32L-53-50K7	5724	106	5454	101	5616	104	54
SVN-32L-7-30K7	7029	99	6674	94	6816	96	71
SVN-32L-7-40K7	7242	102	6887	97	7100	100	71
SVN-32L-7-50K7	7526	106	7171	101	7384	104	71
SVN-48L-35-30K7	5247	99	4982	94	5088	96	53
SVN-48L-35-40K7	5406	102	5141	97	5300	100	53
SVN-48L-35-50K7	5618	106	5353	101	5512	104	53
SVN-48L-53-30K7	7920	99	7520	94	7680	96	80
SVN-48L-53-40K7	8160	102	7760	97	8000	100	80
SVN-48L-53-50K7	8480	106	8080	101	8320	104	80
SVN-48L-7-30K7	10296	99	9776	94	9984	96	104
SVN-48L-7-40K7	10608	102	10088	97	10400	100	104
SVN-48L-7-50K7	11024	106	10504	101	10816	104	104

## LENS GLOBES + SHADES



LENS GLOBE 1



LENS GLOBE 2



SHADE 1

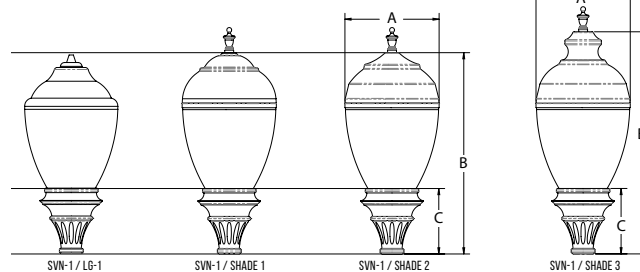


SHADE 2



SHADE 3

DIMENSIONS			
	A	B	C
SVN-1/LG-1	15.88 in	33.83 in	11 in
SVN-1/SH1	15.88 in	33.83 in	11 in
SVN-1/SH2	15.88 in	33.83 in	11 in
SVN-1/SH3	15.88 in	37.33 in	11 in



Standard  
Cast  
Finial  
for  
Shades

WEIGHT	28 LBS.
EPA	4.07