

LED WATTAGE CHART

	16L
175 milliamps	10w (1206-1273 Lumens)
350 milliamps	18w (2412-2596 Lumens)
530 milliamps	28w (3508-3776 Lumens)
700 milliamps	36w (4385-4720 Lumens)
1050 milliamps	56w (6022-6482 Lumens)

Form

- 2 Architectural Wall Sconces
- Elegant Rectilinear Extruded Aluminum Housing
- Corrosion Resistant Stainless Steel External Hardware
- Sleek, Low Profile Housing
- Spec Grade Performance
- Engineered For Optimum Thermal Management
- 8 Architectural Finishes Standard, RAL Colors Available

Function

- Micro Optics IES Distributions T2, T3, T4
- 0-10V Dimming Drivers THD @ Max Load < 15%
- Power factor @ Max Load < 0.95
- 2700K, 3000K, 3500K, 4000K, or 5000K
- 16L LED Configuration
- 10-56 Watts
- CRI 70, 80, or 90
- Extruded Aluminum Heat Sink
- 5 Mils Powder Coat

Reliability

- Silicone Micro Optics
- 5 Year Standard Warranty
- IP67 Optics
- Reduces Energy Consumption And Costs Up To 65%



Project Name:

Type:

TWA ORDERING GUIDE

Cat#	Light Dist.	No. of LEDs	Milliamps	Kelvin
Trac Linear Angled Wall Mount (TWA)	Type 2 (T2)	16 (16L)	175 (175)	2700K, 70 CRI (27K7)
	Type 3 (T3)		350 (35)	2700K, 80 CRI (27K8) ●
	Type 4 (T4)		530 (53)	3000K, 70 CRI (30K7)
			700 (7)	3000K, 80 CRI (30K8) ●
			1050 (1)	3500K, 80 CRI (35K8)
				4000K, 70 CRI (40K7)
				4000K, 80 CRI (40K8) ●
			5000K, 70 CRI (50K7)	
			5000K, 80 CRI (50K8) ●	

Volts	Mounting	Color	Options
120-277 (UNV)	Wall Mount (WM)	Bronze Textured (BRZ)	Button Photo Cell (PC)
347-480 (HV)		White Textured (WHT)	Marine Grade Finish (MGF)
		Smooth White Gloss (SWT)	Emergency Battery 8W (EM8)
		Silver Textured (SVR)	Vanity Plate (VP)
		Black Textured (BLK)	20KA Surge Protector (20KA)
		Smooth Black Gloss (SBK)	
		Graphite Textured (GPH)	
		Grey (GRY)	
		Custom (CS)	

Notes:

● Consult Factory for Lead Time. Consult Factory for 90 CRI Requests.

ELECTRICAL

- 120-277 Volts (UNV) or 347-480 Volts (HV)
- 0-10V dimming driver by Philips Advance
- Driver power factor at maximum load is $\geq .95$, THD maximum load is 15%
- LED Drivers Ambient Temp. Min is -40°C and Ambient Temp. Max ranges from 50°C to 55°C and, in some cases, even higher. Consult the factory for revalidation by providing the fixture catalog string before quoting and specifying it.
- All drivers, controls, and sensors housed in enclosed compartment
- Lumileds Luxeon MX LED's
- CRI 70, 80, or 90
- Color temperatures: 2700K, 3000K, 3500K, 4000K, 5000K
- Surge Protection: 20KA optional.

OPTIONS

- MARINE GRADE FINISH (MGF)—A multi-step process creating protective finishing coat against harsh environments. Chemically washed in a 5 stage cleaning system. Pre-baked, Powder coated 3-5 mils of Zinc Rich Super Durable Polyester Primer. Oven Baked. Finished Powder Coating of Super Durable Polyester Powder Coat 3-5 mil thickness.
- EMERGENCY BATTERY BACKUP 8W (EM8)
- VANITY PLATE (VP)—The Vanity Plate was designed to cover the un-sightly remains on a wall where a larger HID wallpack was removed. The Vanity Plate will be painted to match the finish of the fixture, custom finishes are available, please consult factory. The standard Vanity Plate is 16" x 16".
- 20KA SURGE PROTECTOR (20KA)

CONTROLS

- Button Type Photo Cell (PC)

CONSTRUCTION

- Formed Aluminum
- Internal cooling fins
- Corrosion resistant external hardware
- One-piece silicone gasket ensures water tight seal for electronics compartment
- Two-piece silicone Micro Optic system ensures IP67 seal around each PCB

FINISH

- 3-5 mils electrostatic powder coat.
- NLS Lighting standard high-quality finishes prevent corrosion and protects against extreme environmental conditions

WARRANTY

Five-year limited warranty for drivers and LEDs.

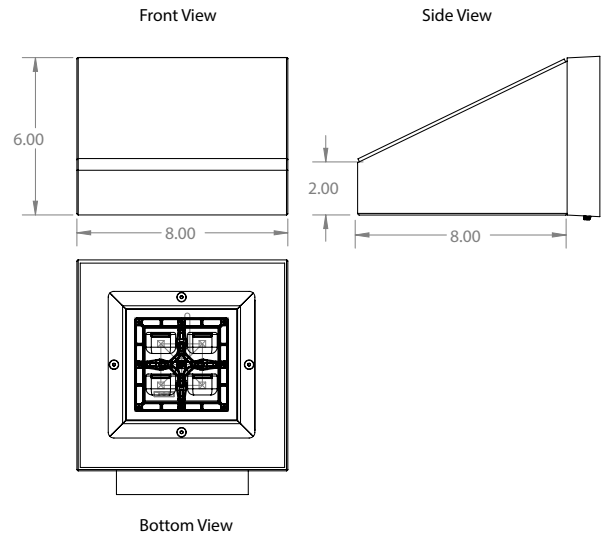
OPTICS

Silicone optics high thermal stability and light output provide higher powered LEDs with minimized lumen depreciation. UV stability with scratch resistance increases exterior application durability. Silicone optics do not yellow, crack or brittle over time

LISTINGS

- Certified to UL 1598
- UL 8750
- CSA C22.2 No. 250.0
- IP67 Rated Optics
- IK10 Rated

DIMENSIONS



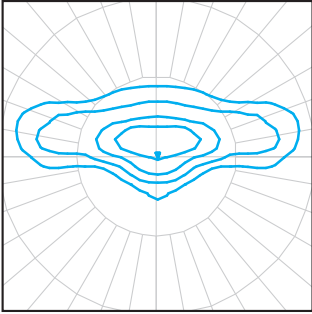
The information and specifications on this document are subject to change without any notification. All values are design, nominal, typical or prorated values when measured under internal and external laboratory conditions.

NLS
LIGHTING

701 Kingshill Place, Carson, CA 90746
P: (310) 341-2037

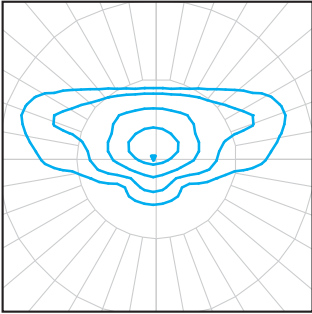
nslighting.com

IES DISTRIBUTIONS



T2 Optic

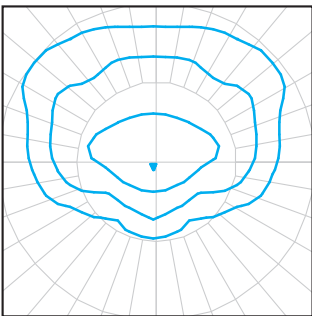
The Type II distribution is used for narrow pathways and trails, narrow entrances of shopping centers, parking lots and office complex's.



T3 Optic

The type III distribution is meant for roadway lighting, general parking areas and other areas where a larger area of lighting is required. Type III lighting needs to be placed to the side of the area, allowing the light to project outward and fill the area. This produces a filling light flow.

Type III light distributions have a preferred lateral width of 40 degrees. This distribution is intended for luminaires mounted at or near the side of medium width roadways or areas, where the width of the roadway or area does not exceed 2.75 times the mounting height.



T4 Optic

The type IV distribution produces a semicircular light meant for mounting on the sides of buildings and walls. It's best for illuminating the perimeter of parking areas and businesses. The intensity of the Type IV lighting has the same intensity at angles from 90 degrees to 270 degrees.


Type IV light distributions have a preferred lateral width of 60 degrees. This distribution is intended for side-of-road mounting and is generally used on wide roadways where the roadway width does not exceed 3.7 times the mounting height.

SILICONE OPTICS

NLS Lighting Silicone Micro Optical System technology takes quality and performance to the highest level. Vandal resistant, superior clarity—Micro Optics have become the best and lasting solution in the industry.

BENEFITS

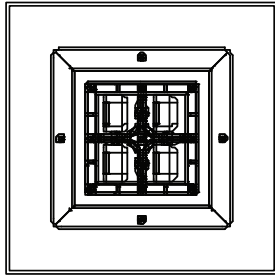
- Produces superior 96% clarity
- Heat resistant to 150° C, 50% higher than acrylic
- Ecologically friendly—no glare
- Vandal-resistant
- Does not brittle, crack, or yellow over time



OPTICAL CONFIGURATIONS

Rotatable Optics (ROR) Rotated Right, (ROL) Rotated Left options available. Optics field and factory rotatable.

TWA / 16L



TWA LUMEN CHART

TRAC LUMEN CHART										
PART NUMBER	T2	LM/W	BUG	T3	LM/W	BUG	T4	LM/W	BUG	WATTS
TWA-16L-175-30K7	1,206	121	B0-U0-G0	1,213	121	B0-U0-G0	1,213	121	B0-U0-G1	10
TWA-16L-175-40K7	1,266	127	B0-U0-G0	1,273	127	B0-U0-G0	1,273	127	B0-U0-G1	10
TWA-16L-175-50K7	1,266	127	B0-U0-G0	1,273	127	B0-U0-G0	1,273	127	B0-U0-G1	10
TWA-16L-35-30K7	2,412	134	B1-U0-G1	2,425	135	B1-U0-G1	2,425	135	B1-U0-G1	18
TWA-16L-35-40K7	2,532	141	B1-U0-G1	2,546	141	B1-U0-G1	2,546	141	B1-U0-G1	18
TWA-16L-35-50K7	2,532	141	B1-U0-G1	2,546	141	B1-U0-G1	2,546	141	B1-U0-G1	18
TWA-16L-53-30K7	3,508	125	B1-U0-G1	3,527	126	B1-U0-G1	3,527	126	B1-U0-G1	28
TWA-16L-53-40K7	3,683	132	B1-U0-G1	3,704	132	B1-U0-G1	3,704	132	B1-U0-G1	28
TWA-16L-53-50K7	3,683	132	B1-U0-G1	3,704	132	B1-U0-G1	3,704	132	B1-U0-G1	28
TWA-16L-7-30K7	4,385	122	B1-U0-G1	4,409	122	B1-U0-G1	4,409	122	B1-U0-G1	36
TWA-16L-7-40K7	4,604	128	B1-U0-G1	4,630	129	B1-U0-G1	4,630	129	B1-U0-G1	36
TWA-16L-7-50K7	4,604	128	B1-U0-G1	4,630	129	B1-U0-G1	4,630	129	B1-U0-G1	36
TWA-16L-1-30K7	6,022	108	B1-U0-G1	6,056	108	B1-U0-G1	6,056	108	B1-U0-G1	56
TWA-16L-1-40K7	6,323	113	B1-U0-G1	6,359	114	B1-U0-G1	6,359	114	B1-U0-G1	56
TWA-16L-1-50K7	6,323	113	B1-U0-G1	6,359	114	B1-U0-G1	6,359	114	B1-U0-G2	56

MODEL	WIDTH	DEPTH	LENGTH	WEIGHT
TWA	8"	8"	8"	7.13 LBS

Lumen Maintenance Data							
Ambient Temperature	Drive Current	L90 Hours*	L70 Hours**	30,000 Hours*	50,000 Hours*	60,000 Hours*	100,000 Hours**
25°C	Up to 700mA	58,000	173,000	95.7%	91.6%	89.6%	82.1%
	1050mA	48,000	143,000	94.3%	89.5%	87.2%	78.5%
*Reported extrapolations per IESNA TM-21				**Projected extrapolations per IESNA TM-21			