

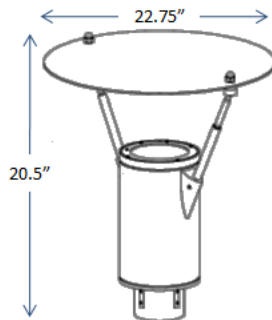
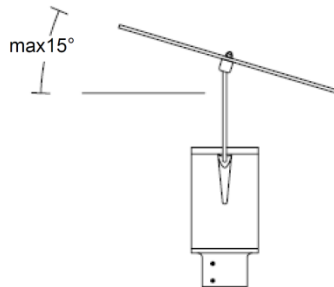
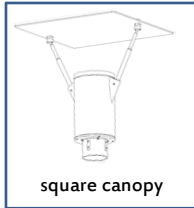
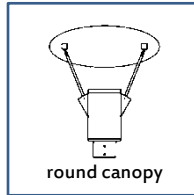

Type: \_\_\_\_\_ Model: \_\_\_\_\_

Project: \_\_\_\_\_



# NICO

## LED Pole Mount



**General Description:** Nico indirect series luminaire eliminates direct lamp glare by locating the reflector in the optical housing. This configuration provides indirect illumination by focusing light onto the white aluminum canopy above. The aluminum canopy, available in round or oval shape, may be tilted (0°-15°) providing either symmetrical or asymmetrical light distribution. The result is glare-free, even illumination on the ground below. Appropriate for pedestrian scale installations.

**Construction:** Corrosion resistant die-cast aluminum optical housing and upper canopy. Stainless steel arms and external hardware. Upper aluminum canopy available in round, oval, or square shapes.

**Lens:** Flat, clear, tempered glass lens.

**Optics:** Internal primary reflector is located in optical housing and is pure anodized aluminum.

**LED Light Engine:** Horizontal LED module located in upper housing. Standard color temperature is 4000K with minimum CRI of 80. For other color temperature options, consult factory.

**Driver:** Mounted in fixture base at pole-top, constant current LED driver; drive currents of 1000mA, 1500mA, and 2000mA available.

**Heat Sink:** Finned heat sink shall be extruded aluminum and shall be located in housing below LED module.

**Mounting:** Pole top style. Fixture mounting hub fits over standard 4.5" open pole top (PA5 series). Secures in place with set screws to prevent rotation.

**Poles:** See Intrigue "Pole Specification Guide" and PA5 pole series specification sheet.

**Finish:** Textured polyester powder coat finish. Luminaire hub available in black, bronze, gray, white, silver, and verde green. Upper aluminum canopy standard with white non-textured polyester powder coat finish. For custom colors, please consult factory.

**Gaskets:** Silicone gaskets are standard.

**Effective Projected Area (EPA):** 2.79 ft<sup>2</sup>

**Weight:** 26 lbs; 11.8 kg



Type: \_\_\_\_\_ Model: \_\_\_\_\_

Project: \_\_\_\_\_



SERIES MOUNTING WATTAGE COLOR (K) CANOPY VOLTAGE FINISH

## FIXTURE DETAIL

**SERIES**  **NIC** Nico Indirect Pole Mount Series

**MOUNTING**  **PT** Pole Mount; fits over 4-1/2" open pole top

**WATTAGE**

- 37LED** 37 nominal watts; 1000mA
- 55LED** 55 nominal watts; 1500mA
- 70LED** 70 nominal watts; 2000mA

Nominal Watts	Nominal Lumens	Lumens/Watt (LPW)	CCT (Kelvin)	CRI	Rated Life (L85)	Drive Current (mA)	Input Current	Output Voltage
37	3,840	104	4000	> 80	50,000 hrs	1,000mA	0.41A @ 120V 0.18A @ 277V	36-42V
55	5,760	105	4000	> 80	50,000 hrs	1,500mA	0.61A @ 120V 0.26A @ 277V	36-42V
70	7,685	110	4000	> 80	50,000 hrs	2,000mA	0.79A @ 120V 0.34A @ 277V	36-42V

**KELVIN**  **40K** 4000K (*consult factory for other Kelvin temperature options*)

**CANOPY**

- RND** Round
- SQR** Square

**VOLTAGE**

- 120** 120v; 50/60Hz
- 277** 277v; 50/60Hz

**FINISH**

- BLK** Black finish
- BRZ** Bronze finish
- GRY** Grey finish
- SIL** Silver finish
- VGN** Verde Green finish
- WHT** White finish
- WGF** Woodgrain finish – consult factory
- CC** Custom Color – consult factory

Specify Intrigue PA5 series pole for correct mounting configuration.

*IES files can be found on website.*

*Content of specification sheets is subject to change. Please consult website for current product detail.*



www.intrigueled.com

N60 W14592 Kaul Avenue Menomonee Falls, WI 53051  
P: (877) 965 0005 F: (262) 436 1745

Type: \_\_\_\_\_ Model: \_\_\_\_\_

Project: \_\_\_\_\_



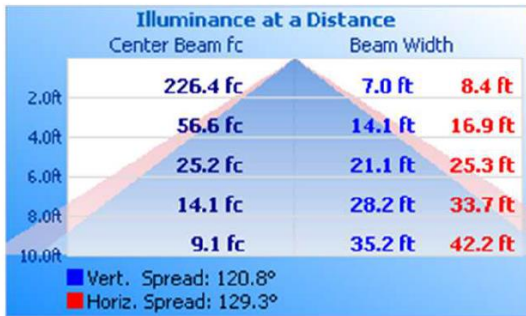
# PHOTOMETRICS

Criteria	Result	
	Sphere	Goniometer
Total Lumen Output (Lumens)	5124	4908
Total Power (W)	85.88	87.96
Luminaire Efficacy (LPW)	59.66	55.80

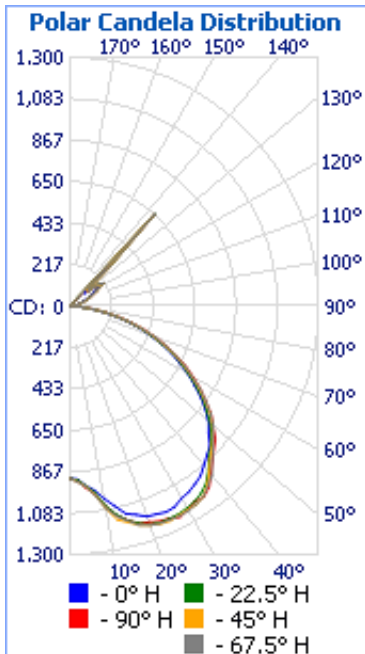
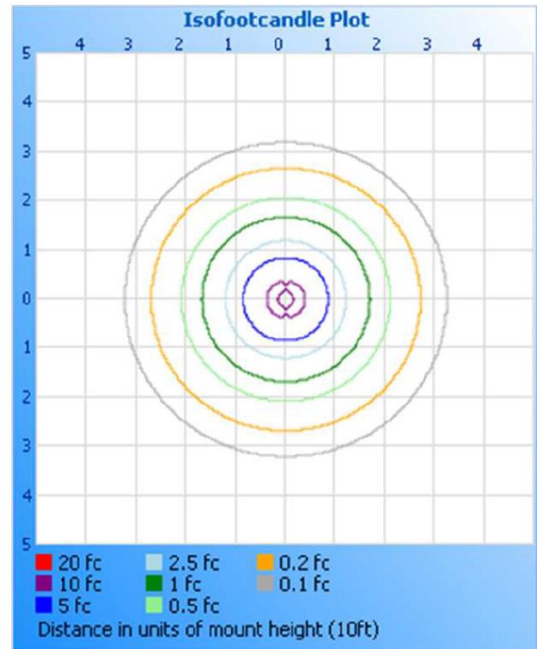
Zone	Lumens	% Luminaire
0-30	992.7	20.2
0-40	1742	35.5
0-60	3320	67.7
60-90	1022	20.8
0-90	4342	88.5
90-180	566.0	11.5
0-180	4908	100.0

Mounting Height: 10 ft.

## Illuminance - Cone of Light



## Isoillumination Plot



IES files can be found on website.

Content of specification sheets is subject to change. Please consult website for current product detail.



www.intrigueled.com

N60 W14592 Kaul Avenue Menomonee Falls, WI 53051

P: (877) 965 0005

F: (262) 436 1745

Type: \_\_\_\_\_ Model: \_\_\_\_\_

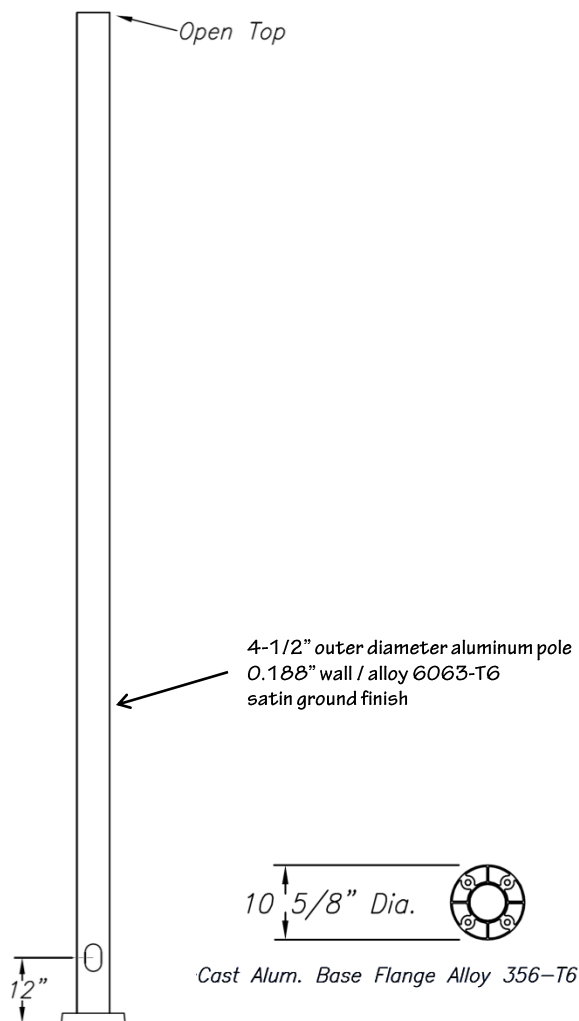
Project: \_\_\_\_\_



**intrigue**  
lighting  
**LED**

## PA5 series

### Round Straight Aluminum Open Top Pole for Nico Series



**General:** Round straight aluminum (RSA) pole with sleek, unobtrusive base design for use in harsh outdoor weather environments.

**Pole Construction:** Pole shaft (4-1/2" OD) seamlessly extruded from 6063 aluminum alloy and shall be heat treated to produce a T6 temper. Each pole shall include a grounding lug opposite handhole.

**Base and Mounting:** Cast aluminum base welded to pole and heat-treated after welding for maximum strength and safety. **Note: please do NOT install pole without accompanying luminaire.**

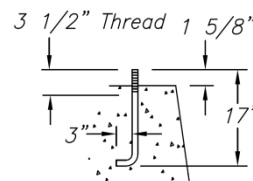
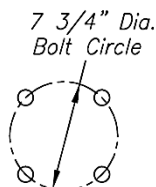
**Handholes:** Shall include a flush handhole with cover and stainless steel screws. The handhole opening shall measure 2" x 4".

**Anchor Bolts:** See chart for dimensional detail. Each anchor base pole shall include: (4) 3/4"-10NC galvanized steel anchor bolts, (4) 3/4" x 10NC galvanized steel hex nuts, (4) 3/4" galvanized steel lockwashers and (4) 3/4" galvanized steel flatwashers.

**Finish:** The finish is polyester powder coating applied over chromate pre-treatment: black, bronze, grey, white, silver and verde green options available. For custom colors, please consult factory.

**EPA / Wind Speed Data:** Consult factory for EPA/Wind Speed capability or mounting height requirements. Banner arms not recommended for 4.5" diameter poles. Pole bases are designed to be in direct contact with the concrete foundation. Should a leveling nut be used, it is imperative that the space between the base and foundation be completely filled with grout to prevent severe structural damage to the pole.

- (4) 3/4"-10NC Galv. Stl. Anchor Bolts, AASHTO M314-90 Grade 55, 10" Of Threaded End Galv. Per ASTM A153.
- (4) 3/4"-10NC Galv. Stl. Hex. Nuts
- (4) 3/4" Galv. Stl. Lockwashers
- (4) 3/4" Galv. Stl. Flatwashers



Type: \_\_\_\_\_ Model: \_\_\_\_\_

Project: \_\_\_\_\_



SERIES	SHAFT STYLE	POLE HEIGHT	WALL THICKNESS	DIAMETER	MOUNTING TYPE	OPTIONS	FINISH
PA5	S		M	4.5	IND		

## POLE DETAIL

<b>HEIGHT</b>	<input type="checkbox"/> <b>08</b>	08' Pole Height	<input type="checkbox"/> <b>15</b>	15' Pole Height
	<input type="checkbox"/> <b>10</b>	10' Pole Height	<input type="checkbox"/> <b>16</b>	16' Pole Height
	<input type="checkbox"/> <b>12</b>	12' Pole Height	<input type="checkbox"/> <b>18</b>	18' Pole Height
	<input type="checkbox"/> <b>14</b>	14' Pole Height	<input type="checkbox"/> <b>20</b>	20' Pole Height

<b>OPTIONS</b>	<input type="checkbox"/> <b>E</b>	GFI Convenience Outlet
	<input type="checkbox"/> <b>V</b>	Vibration Dampener

<b>FINISH</b>	<input type="checkbox"/> <b>BLK</b>	Black	<input type="checkbox"/> <b>VGN</b>	Verde Green
	<input type="checkbox"/> <b>BRZ</b>	Bronze	<input type="checkbox"/> <b>WHT</b>	White
	<input type="checkbox"/> <b>GRY</b>	Grey	<input type="checkbox"/> <b>WGF</b>	Woodgrain Finish
	<input type="checkbox"/> <b>SIL</b>	Silver	<input type="checkbox"/> <b>CC</b>	Custom Color

## DIMENSIONAL DETAIL

BASE DIAMETER	MODEL NUMBER	POLE HEIGHT	WALL THICKNESS	BOLT CIRCLE	BOLT PROJECTION	BOLT SIZE	BASE SIZE
4 - 1/2" RSA POLE	PA5-S-08-M-4.5	8'	0.188"	7-3/4"	3-1/2"	3/4" x 17"	10-5/8"
	PA5-S-10-M-4.5	10'	0.188"	7-3/4"	3-1/2"	3/4" x 17"	10-5/8"
	PA5-S-12-M-4.5	12'	0.188"	7-3/4"	3-1/2"	3/4" x 17"	10-5/8"
	PA5-S-14-M-4.5	14'	0.188"	7-3/4"	3-1/2"	3/4" x 17"	10-5/8"
	PA5-S-15-M-4.5	15'	0.188"	7-3/4"	3-1/2"	3/4" x 17"	10-5/8"
	PA5-S-16-M-4.5	16'	0.188"	7-3/4"	3-1/2"	3/4" x 17"	10-5/8"
	PA5-S-18-M-4.5	18'	0.188"	7-3/4"	3-1/2"	3/4" x 17"	10-5/8"
	PA5-S-20-M-4.5	20'	0.188"	7-3/4"	3-1/2"	3/4" x 17"	10-5/8"

