

4" Retrofit Kit with Driver



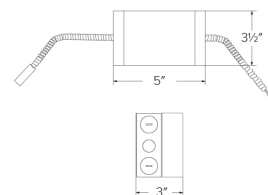
Features

- Optional 90 minutes, 120/277 VAC, 60Hz Emergency Backup.
- USA designed and assembled.
- LED Light Engine sold separately (see Compatible Trims).
- 2 at the end of the item number denotes Generation 2. Please note Gen 2 and Gen 1 are not cross compatible.

Specifications

Lumens	850 lm - 3000 lm
Voltage	120/277V
Dimmable	Triac/ELV/0-10V, Sunset, Lutron
Power Factor	≥0.9
Damp Location	Listed

Dimensions



Technical Details

Installation:

Designed to be installed in existing holes for retrofitting less efficient lighting technologies. Junction box is mounted with driver and can be mounted into the ceiling with flex going from power to junction box and from junction box to light engine.

Junction Box: Positioned to accommodate straight conduit runs. Seven 1/2" trade size conduit knockouts.

Electrical:

- Driver is rated for 120V and 277V input (120/277V).
- High Efficiency driver with a power factor > 0.9.
- Can be specified with Lutron drivers for specific applications.

Dimmability:

- 3 in 1 dimming: Triac, ELV and 0-10V dimming in one driver.
- 0-10V dimming down to 5% with a compatible dimmer.
- Flicker-Free Dimming.
- Can be specified with Lutron drivers for 0.1% and 1% dimming.
- For a full list of dimmers refer to the Dimmer Compatibility List.

Listings: UL Listed for Damp Location. UL Listed for Wet Location with select trims. UL Listed for Direct Contact with Insulation and Combustible Material for units up to 1600 lm. UL Listed for Feed Through.

Warranty: ELCO Products are built to last. 5-year Limited warranty.

Product Numbers

Item	Lumens	Voltage	Dimming
E4LTU08D2	850 lm	120/277V	Triac/ELV/0-10V
E4LTU08S	850 lm	120/277V	Sunset
E4LTU08L2	850 lm	120/277V	Lutron
E4LTU12D2	1250 lm	120/277V	Triac/ELV/0-10V
E4LTU12S	1250 lm	120/277V	Sunset
E4LTU12L2	1250 lm	120/277V	Lutron
E4LTU16D2	1600 lm	120/277V	Triac/ELV/0-10V
E4LTU16S	1600 lm	120/277V	Sunset
E4LTU16L2	1600 lm	120/277V	Lutron
E4LTU20D2	2000 lm	120/277V	Triac/ELV/0-10V
E4LTU20S	2000 lm	120/277V	Sunset
E4LTU20L2	2000 lm	120/277V	Lutron
E4LTU30D2	3000 lm	120/277V	Triac/ELV/0-10V
E4LTU30S	3000 lm	120/277V	Sunset
E4LTU30L2	3000 lm	120/277V	Lutron

Product Number Builder Example: E4LTU08D2

ELCO Laurel 4" Retrofit Kit	Voltage	Lumens	Dimming	Generation
E4LT				
	U 120/277V			

08 850 lm
12 1250 lm
16 1600 lm
20 2000 lm
30 3000 lm

D Triac/ELV/0-10V
S Sunset
L Lutron

Gen 1
2 Gen 2

Optional

No EM

EM1 8W Emer. Backup

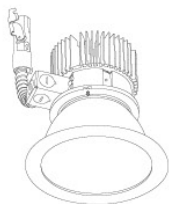
EM2 12W Emer. Backup

Compatible Products

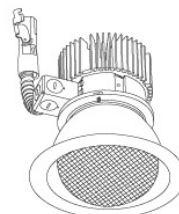
For use with 4" Laurel™ LED Frames



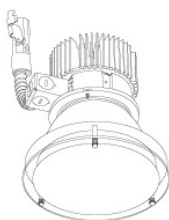
4" Laurel™ Commercial LED Light Engines



Round Reflector Trim
E410L



Round Wall Wash Trim
E411L



Drop Glass Reflector Trim
E412L

PRODUCT NUMBER BUILDER

Laurel™ Trim		Lumen		Color Temperature		Finish		Generation	
<input type="text"/>		<input type="text"/>		<input type="text"/>		<input type="text"/>		<input type="text"/>	
E410L	Reflector	08	850 lm	27	2700K	H	All Haze	(blank)	Gen 1
E411L	Wall Wash	12	1250 lm	30	3000K	W	All White	2	Gen 2
E412L	Drop Glass	16	1600 lm	35	3500K	B	All Black		
		20	2000lm	40	4000K	C	All Chrome		
		30	3000lm	SD	Sunset Dimming	HW	Haze w/White Ring		