

Project:	Catalogue #:	Type:
Notes:		

### Product Description

Commercial-grade, surface or suspended-mounted wrap-around ceiling luminaire. For use with indoor applications where contemporary styling and energy-efficiency are primary considerations.

### Applications

Fitting Rooms, Corridors, Recreation Rooms, Utility Areas



### Features

- Standard low voltage dimming (0-10v)
- Diffuser is pressure- fitted into place to create a clean looking, easy maintenance lens
- Shallow ADA design
- Continuous row-mounting capability
- Available in a variety of sizes - please consult the product key for options

### Featured Options

- Dimmable and Emergency battery pack

### Optical System

The standard polycarbonate diffuser features a soft curve designed for an even and low-glare illumination.

### Mounting

Embossed mounting holes are provided to prevent distortion of housing when tightening mounting fasteners. Offset mounting pads are formed within the housing and keep luminaire level and slightly off of the mounting surface. Optional suspended mounting accessories are available. Mounts over electrical junction box.

### Construction

Die-formed, code gauge steel housing. Ballast cover snaps into place eliminating the need for tools when accessing the ballast.

### Finish

Post-painted, high-reflectance white housing.

### Suspension

Several suspended mounting accessories are available (See mounting accessories).

### Electrical

Long life LEDs coupled with high efficiency drivers, provide quality illumination. Rated to deliver L80 performance > 50,000 hours. Sufficient knockouts are provided for connections and through wiring.

### Warranty

5 year limited warranty. For complete warranty, click here: [5YR Warranty](#)

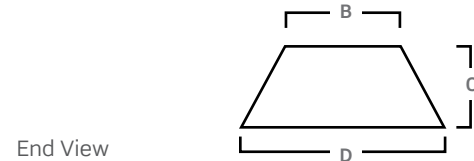

### Approvals

- Approved to CSA/UL standards.
- Tested in accordance to IESNA LM-79.
- Suitable for damp locations.
- DesignLights Consortium® Qualified.

All configurations may not be DLC qualified. Check [www.designlights.org/QPL](http://www.designlights.org/QPL) for qualified configurations.



### Dimensions



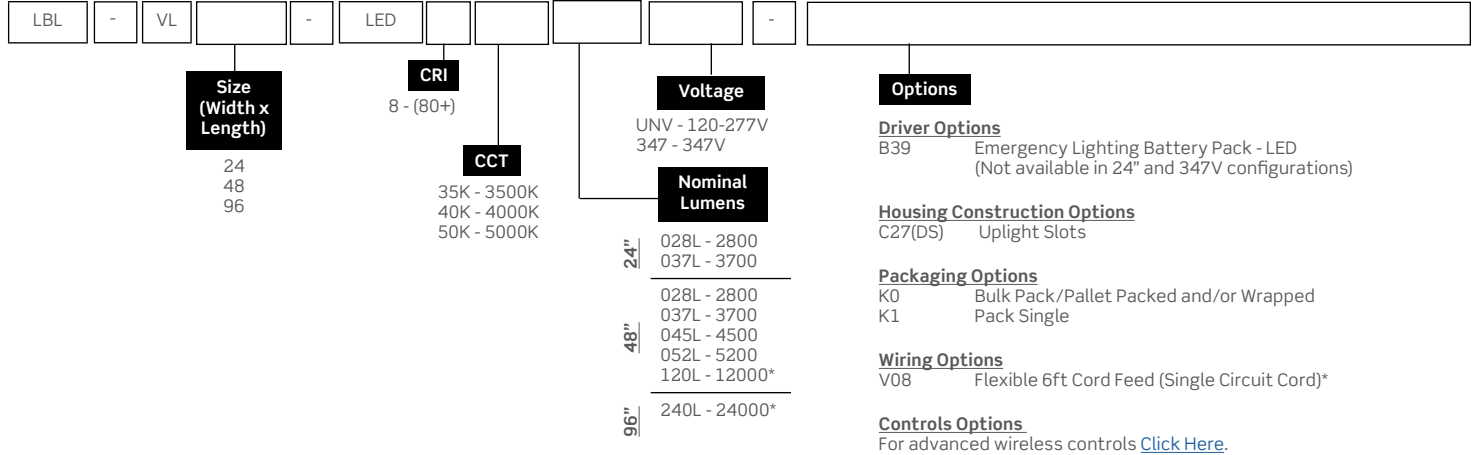
Size	A	B	C	D
24"	23 3/8"	4"	4"	8"
48"	46 1/16"	4"	4"	8"
96"	92 1/8"	4"	4"	8"

Consult installation guide for exact dimensions.

Project:	Catalogue #:	Type:
Notes:		

**Order Key**

**EXAMPLE: LBL-VL48-LED840K045LUNV**



\* For suspended and pendant mount applications only, not for use in surface mount applications.

Other options may be available, consult factory. Specifications and data subject to change without notice.

**Performance Data**

LED Performance Data				
Size	Nominal Lumens	Delivered Lumens	Watts	Lumens Per Watt
24	2800	2905	21.2	137.3
	3700	3710	27.8	133.5
48	2800	2953	20.5	143.9
	3700	3810	26.8	142.1
	4500	4485	31.9	140.5
	5200	5152	37.1	138.9
	12000	13184	102.4	128.8
96	24000	26368	204.7	128.8

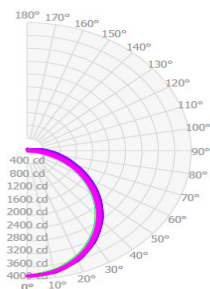
Values based on 840K with standard lens at 25C

**Mounted Accessories (Ordered Separately)**

- KIT00001 Chain Set (2) 4ft w/ S-hooks.M10
- KIT00002 Speedy Hangers (2).M23
- KIT00003 Stem & Canopy Set 3/8"IP (2) 4ft.M26
- KIT00004 Aircraft "Y" Cable (10Ft) with Adjustable Grip (2).M36
- KIT00027 Aircraft "Y" Cable (5Ft) With Adjustable Coupler, 6-Ft Cord Set & Canopy Kit (2)

**Photometrics**

File: **LBL-VL48-LED840K120L**  
lens: **11484**  
tag: **101.6**  
acy: **113**



**Zonal Lumen Summary**

Zone	Lumens	% Fixture
0.0° - 30.0°	2965	25.8%
0.0° - 40.0°	4811	41.9%
0.0° - 60.0°	8376	72.9%
0.0° - 90.0°	11033	96.1%
0.0° - 110.0°	11324	98.6%
0.0° - 130.0°	11385	99.1%
0.0° - 150.0°	11442	99.6%
0.0° - 170.0°	11479	100.0%
0.0° - 180.0°	11485	100.0%

**Average Luminance Table (cd/m2) CP Summary**

	0.00°	45.00°	90.00°
0.00°	18750	18750	18750
45.00°	16155	15162	15048
55.00°	15060	13874	13851
65.00°	13813	12409	12841
75.00°	11955	11293	12788
85.00°	6311	12929	15906

**Coefficients of Utilization**

pc	80%			70%			50%		
	70%	50%	30%	70%	50%	30%	70%	50%	30%
0	118	118	118	115	115	115	109	109	109
1	107	102	97	104	99	95	98	94	91
2	97	88	81	94	86	79	88	82	76
3	88	77	69	85	76	68	80	72	65
4	81	69	60	78	67	59	73	64	57
5	74	61	52	72	60	51	67	57	50
6	69	55	46	66	54	45	62	52	44
7	64	50	41	62	49	41	58	47	40
8	59	46	37	57	45	37	54	43	36
9	55	42	34	54	41	33	51	40	33
10	52	39	31	50	38	30	48	37	30

Effective Floor Cavity Reflectance: 20%