

| | | |
|----------|--------------|-------|
| Project: | Catalogue #: | Type: |
| Notes: | | |

Product Description

Thermally designed for high bay applications. This LED fixture is available in multiple lumen packages and various mounting options. Optional wire guard is available for those demanding areas where impact from objects is possible. Operating ambient temperature range as low as -30°C to as high as 55°C on most models (see delivered lumens tables).

Applications

Manufacturing areas, Retail stores and supermarkets, Warehouse and distribution (not for freezers and areas of high humidity or condensation)

Features

- Configurations exceeding 168 lm/W
- Energy savings
- As low as -30°C to as high as 55°C ambient temperature on most models (see delivered lumens tables)
- Various sizes
- 80+ CRI standard
- Standard low voltage dimming (0-10v)

Featured Options

- Adjustable cable suspension
- Emergency lighting battery pack
- Motion sensor
- Wireguard
- Narrow Distribution Optic
- Lenses, see product selection

Mounting

This luminaire is specifically designed for suspended mount applications, including stem, chain & adjustable aircraft cable. Mounting kits available (ordered separately).

Construction

CNC fabricated, code gauge steel housing and ends, with integral ventilation slots and heat sinks.

Finish

White, pre-painted housing.

Electrical

CSA/UL approved electronic components. Long life LEDs coupled with high efficiency drivers, provide quality illumination. Rated to deliver L80 performance for 50,000 hours at 40°C ambient temperature.

Warranty

5 year limited warranty. For complete warranty, click here: 



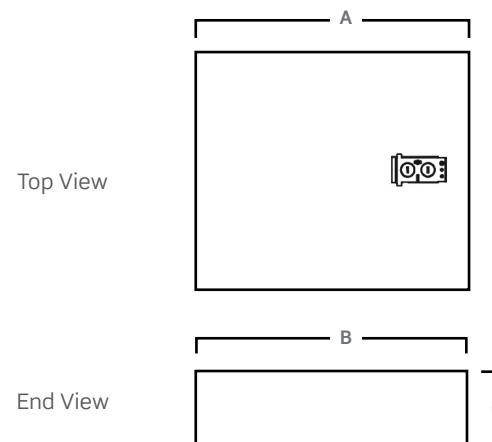
Approvals

- Approved to CSA and UL standards.
- Tested in accordance to IESNA LM-79.
- Suitable for damp locations.
- DesignLights Consortium® Qualified.
- DesignLights Consortium® Premium Qualified.

All configurations may not be DLC qualified. Check www.designlights.org/QPL for qualified configurations.



Dimensions



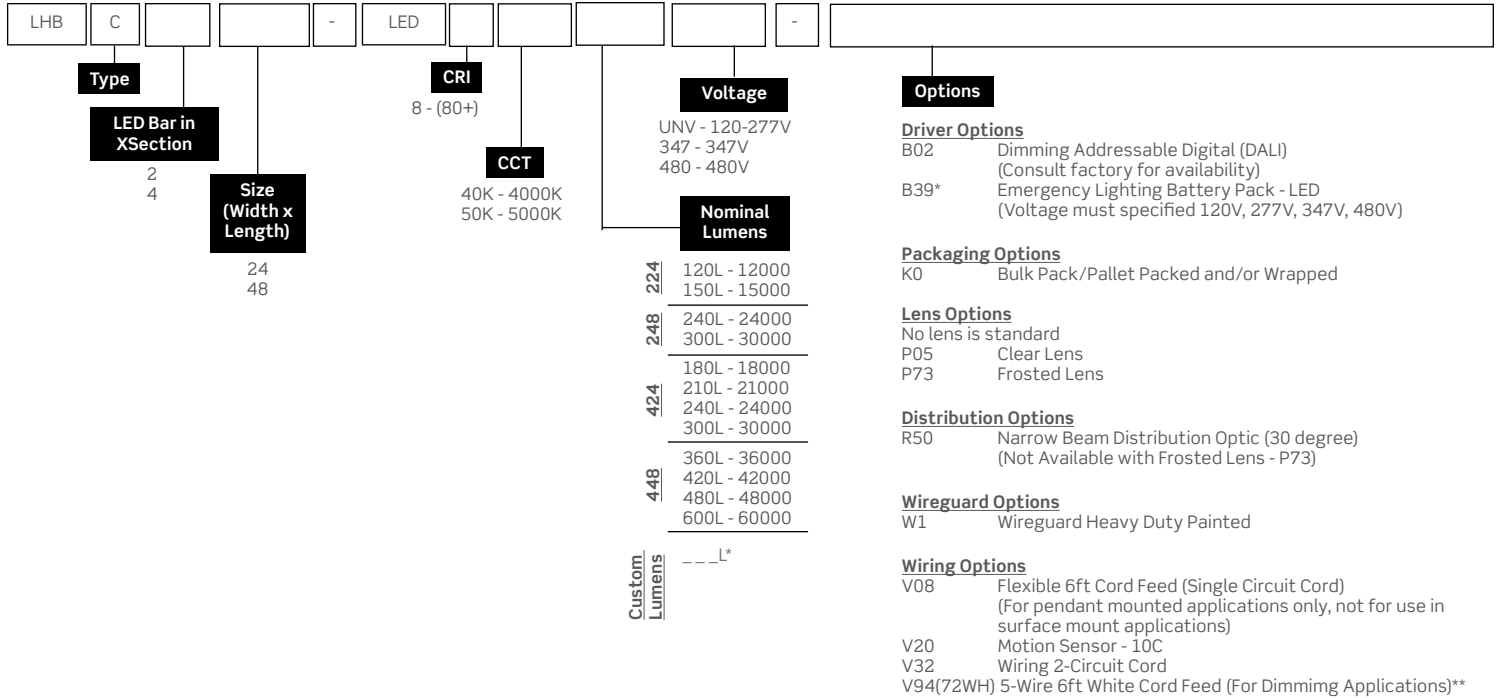
| Size | A | B | C |
|------|-----|-----|----|
| 224 | 24" | 16" | 3" |
| 248 | 48" | 16" | 3" |
| 424 | 24" | 24" | 3" |
| 448 | 48" | 24" | 3" |

Consult installation guide for exact dimensions.

| | | |
|----------|--------------|-------|
| Project: | Catalogue #: | Type: |
| Notes: | | |

Order Key

EXAMPLE: LHBC248-LED840K240LUNV



| *Custom Lumens | | |
|----------------|----------------------|-----------|
| Size | Nominal Lumens Range | Watts |
| 224 | 6000 - 18000 | 43 - 126 |
| 248 | 12000 - 35000 | 83 - 280 |
| 424 | 12000 - 32000 | 95 - 203 |
| 448 | 24000 - 60000 | 165 - 412 |

*28000Lm Example:
LHBC424-LED840K280LUNV

| Lens, Frame & Wireguard Accessories (If needed to be ordered separately) | | | | |
|--|----------|----------|----------|----------|
| | 224 | 248 | 424 | 448 |
| P05 - Clear Lens | KIT00032 | KIT00033 | KIT00099 | KIT00100 |
| P73 - Frosted Lens | KIT00036 | KIT00037 | KIT00130 | KIT00129 |
| W1 - Wireguard Heavy Duty Painted | KIT00038 | KIT00039 | KIT00105 | KIT00106 |

| Mounted Accessories (Ordered Separately) | |
|--|--|
| KIT00002 | Speedy Hangers |
| KIT00003 | Mounting Stems & Canopy Set 3/8"IP (2) 4ft. |
| KIT00004 | Aircraft "Y" Cable (10ft) with Adjustable Grip (2) |
| KIT00016 | Deck Plate Ribbed Square |
| KIT00021 | Speedy Hangers with 48-in. Chain Set (2) |
| KIT00062-(3/4) | Mounting for 3/4-in. Threaded pipe (Stem not Included) |
| KIT00062-(1/2) | Mounting for 1/2-in. Threaded pipe (Stem not Included) |
| KIT00062-(3/8) | Mounting for 3/8-in. Threaded pipe (Stem not Included) |

Performance Scaling Factor


| | 50K | 40K | 35K | 30K |
|-------|-------|-------|-------|-------|
| 80CRI | 1.000 | 1.000 | 0.960 | 0.946 |
| 90CRI | 0.875 | 0.875 | 0.836 | 0.809 |

*If fixture is to be switched a 2 circuit cord V32 is advised.
**Other finishes and cord lengths may be available, consult factory.


Other options may be available, consult factory. Specifications and data subject to change without notice.

| | | |
|----------|--------------|-------|
| Project: | Catalogue #: | Type: |
| Notes: | | |


Performance Data




| LED Performance Data | | | | | | | | | |
|----------------------|----------------|-------------------------------|--------------|----------|---------------|----------|---------------|-------|---------------------|
| Size | Nominal Lumens | Delivered Lumens 4000K 80CRI* | | | | | | Watts | Ambient Rating (°C) |
| | | No Lens | No Lens lm/W | P73 Lens | P73 Lens lm/W | P05 Lens | P05 Lens lm/W | | |
| 224 | 120L | 12280 | 165 | 10562 | 142 | 11521 | 155 | 74 | 55 |
| | 150L | 15661 | 160 | 13491 | 137 | 14778 | 151 | 98 | 53 |



| LED Performance Data | | | | | | | | | |
|----------------------|----------------|-------------------------------|--------------|----------|---------------|----------|---------------|-------|---------------------|
| Size | Nominal Lumens | Delivered Lumens 4000K 80CRI* | | | | | | Watts | Ambient Rating (°C) |
| | | No Lens | No Lens lm/W | P73 Lens | P73 Lens lm/W | P05 Lens | P05 Lens lm/W | | |
| 424 | 180L | 18504 | 158 | 16051 | 137 | 17358 | 148 | 117 | 55 |
| | 210L | 21671 | 156 | 18782 | 135 | 20244 | 147 | 139 | 55 |
| | 240L | 24677 | 165 | 21417 | 143 | 23051 | 154 | 150 | 55 |
| | 300L | 32644 | 160 | 27256 | 134 | 29387 | 144 | 204 | 55 |



| LED Performance Data | | | | | | | | | |
|----------------------|----------------|-------------------------------|--------------|----------|---------------|----------|---------------|-------|---------------------|
| Size | Nominal Lumens | Delivered Lumens 4000K 80CRI* | | | | | | Watts | Ambient Rating (°C) |
| | | No Lens | No Lens lm/W | P73 Lens | P73 Lens lm/W | P05 Lens | P05 Lens lm/W | | |
| 248 | 240L | 24814 | 165 | 21386 | 143 | 23157 | 154 | 150 | 55 |
| | 300L | 31614 | 157 | 27173 | 135 | 29392 | 145 | 202 | 55 |



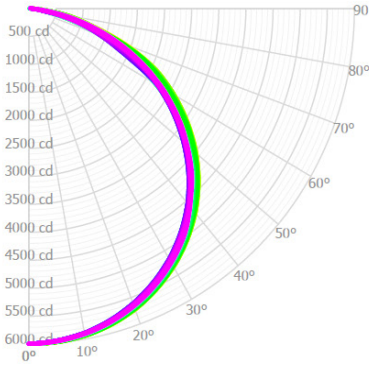
| LED Performance Data | | | | | | | | | |
|----------------------|----------------|-------------------------------|--------------|----------|---------------|----------|---------------|-------|---------------------|
| Size | Nominal Lumens | Delivered Lumens 4000K 80CRI* | | | | | | Watts | Ambient Rating (°C) |
| | | No Lens | No Lens lm/W | P73 Lens | P73 Lens lm/W | P05 Lens | P05 Lens lm/W | | |
| 448 | 360L | 37581 | 161 | 32391 | 138 | 35093 | 150 | 234 | 55 |
| | 420L | 43991 | 158 | 37539 | 135 | 40786 | 147 | 278 | 55 |
| | 480L | 49992 | 160 | 43159 | 138 | 46653 | 150 | 312 | 55 |
| | 600L | 63722 | 155 | 54962 | 134 | 59490 | 145 | 411 | 55 |

* Lumens/Watt and wattage is based on 25°C

| | | |
|----------|--------------|-------|
| Project: | Catalogue #: | Type: |
| Notes: | | |

Photometrics

IES File: **LHBC424-LED840K180LUNV**
 Lumens: **17965**
 Wattage: **118.2**
 Efficacy: **152**



Zonal Lumen Summary

| Zone | Lumens | %Fixture |
|--------------|--------|----------|
| 0.0° - 30.0° | 4739 | 26.4% |
| 0.0° - 40.0° | 7854 | 43.7% |
| 0.0° - 60.0° | 14170 | 78.9% |
| 0.0° - 90.0° | 17704 | 98.6% |

**Average Luminance Table (cd/m2)
CP Summary**

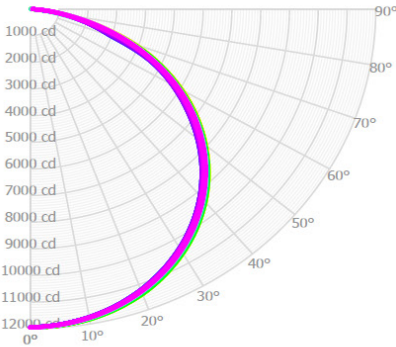
| | 0.00° | 45.00° | 90.00° |
|--------|-------|--------|--------|
| 0.00° | 16463 | 16463 | 16463 |
| 45.00° | 16557 | 17105 | 17165 |
| 55.00° | 16072 | 16870 | 17089 |
| 65.00° | 14933 | 16010 | 16512 |
| 75.00° | 11944 | 12792 | 12579 |
| 85.00° | 4481 | 6934 | 5121 |

Coefficients of Utilization

| pc pw | 80% | | | 70% | | | 50% | | |
|----------|-----|-----|-----|-----|-----|-----|-----|-----|-----|
| | 70% | 50% | 30% | 70% | 50% | 30% | 70% | 50% | 30% |
| 0 | 119 | 119 | 119 | 116 | 116 | 116 | 110 | 110 | 110 |
| 1 | 109 | 104 | 100 | 106 | 102 | 98 | 101 | 97 | 94 |
| 2 | 99 | 91 | 84 | 96 | 89 | 82 | 91 | 85 | 80 |
| 3 | 90 | 80 | 71 | 87 | 78 | 70 | 83 | 75 | 68 |
| 4 | 82 | 70 | 62 | 80 | 69 | 61 | 75 | 66 | 59 |
| 5 | 76 | 63 | 54 | 73 | 62 | 53 | 69 | 59 | 52 |
| 6 | 70 | 56 | 47 | 68 | 55 | 47 | 64 | 53 | 46 |
| 7 | 65 | 51 | 42 | 63 | 50 | 42 | 59 | 48 | 41 |
| 8 | 60 | 46 | 38 | 58 | 46 | 38 | 55 | 44 | 37 |
| 9 | 56 | 43 | 34 | 55 | 42 | 34 | 52 | 41 | 33 |
| 10 | 53 | 39 | 31 | 51 | 39 | 31 | 49 | 38 | 31 |

Effective Floor Cavity Reflectance: 20%

IES File: **LHBC448-LED840K360LUNV**
 Lumens: **36486**
 Wattage: **234**
 Efficacy: **156**



Zonal Lumen Summary

| Zone | Lumens | %Fixture |
|--------------|--------|----------|
| 0.0° - 30.0° | 9448 | 25.9% |
| 0.0° - 40.0° | 15671 | 43.0% |
| 0.0° - 60.0° | 28463 | 78.0% |
| 0.0° - 90.0° | 36027 | 98.7% |

**Average Luminance Table (cd/m2)
CP Summary**

| | 0.00° | 45.00° | 90.00° |
|--------|-------|--------|--------|
| 0.00° | 16239 | 16239 | 16239 |
| 45.00° | 16607 | 16812 | 16788 |
| 55.00° | 16466 | 16757 | 16601 |
| 65.00° | 15643 | 16110 | 15741 |
| 75.00° | 12976 | 12501 | 11277 |
| 85.00° | 5738 | 4942 | 3492 |

Coefficients of Utilization

| pc pw | 80% | | | 70% | | | 50% | | |
|----------|-----|-----|-----|-----|-----|-----|-----|-----|-----|
| | 70% | 50% | 30% | 70% | 50% | 30% | 70% | 50% | 30% |
| 0 | 119 | 119 | 119 | 116 | 116 | 116 | 110 | 110 | 110 |
| 1 | 109 | 104 | 100 | 106 | 101 | 98 | 100 | 97 | 94 |
| 2 | 99 | 90 | 83 | 96 | 88 | 82 | 91 | 85 | 79 |
| 3 | 90 | 79 | 71 | 87 | 77 | 70 | 82 | 74 | 68 |
| 4 | 82 | 70 | 61 | 80 | 68 | 60 | 75 | 66 | 59 |
| 5 | 75 | 62 | 53 | 73 | 61 | 53 | 69 | 59 | 51 |
| 6 | 69 | 56 | 47 | 67 | 55 | 46 | 64 | 53 | 45 |
| 7 | 64 | 51 | 42 | 62 | 50 | 41 | 59 | 48 | 40 |
| 8 | 60 | 46 | 37 | 58 | 45 | 37 | 55 | 44 | 36 |
| 9 | 56 | 42 | 34 | 54 | 42 | 34 | 52 | 40 | 33 |
| 10 | 52 | 39 | 31 | 51 | 38 | 31 | 48 | 37 | 30 |

Effective Floor Cavity Reflectance: 20%