

Project:	Catalogue #:	Type:
Notes:		

Product Description

This LED luminaire is thermally designed for high bay applications and is available in multiple sizes, lumen packages and with various mounting options. Operating ambient temperature range is from -20°C to 45°C.

Applications

Manufacturing areas, Retail stores and supermarkets, Warehouse and distribution (not for freezers and areas of high humidity or condensation).

Features

- Configurations up to 156 lm/W
- -20°C to 45°C Ambient on most models (see ordering key)
- Various sizes available
- 80+ CRI Standard
- Standard low voltage dimming (0-10v)
- 2.5KV surge protection

Featured Options

- Adjustable cable suspension
- Emergency lighting battery pack
- Motion Sensor
- Lenses available, see product key

Mounting

This luminaire is specifically designed for suspended mount applications, including stem, chain & adjustable aircraft cable. Mounting kits available (ordered separately).

Construction

CNC fabricated, code gauge steel housing and ends, with integral ventilation slots for high efficiency thermal management.

Finish

White, pre-painted housing.

Electrical

CSA/UL approved electronic components. Long life LEDs coupled with high efficiency drivers, provide quality illumination. Rated to deliver L80 performance for 50,000 hours.

Warranty

5 year limited warranty. For complete warranty, click here: 



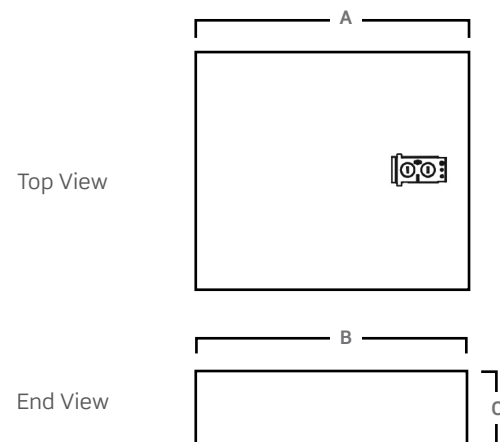
Approvals

- UL listed. cULus Listed
- Tested in accordance to IESNA LM-79.
- LEDs tested to IESNA LM-80.
- Suitable for damp locations.
- DesignLights Consortium® Premium Qualified.

All configurations may not be DLC qualified. Check www.designlights.org/QPL for qualified configurations.



Dimensions



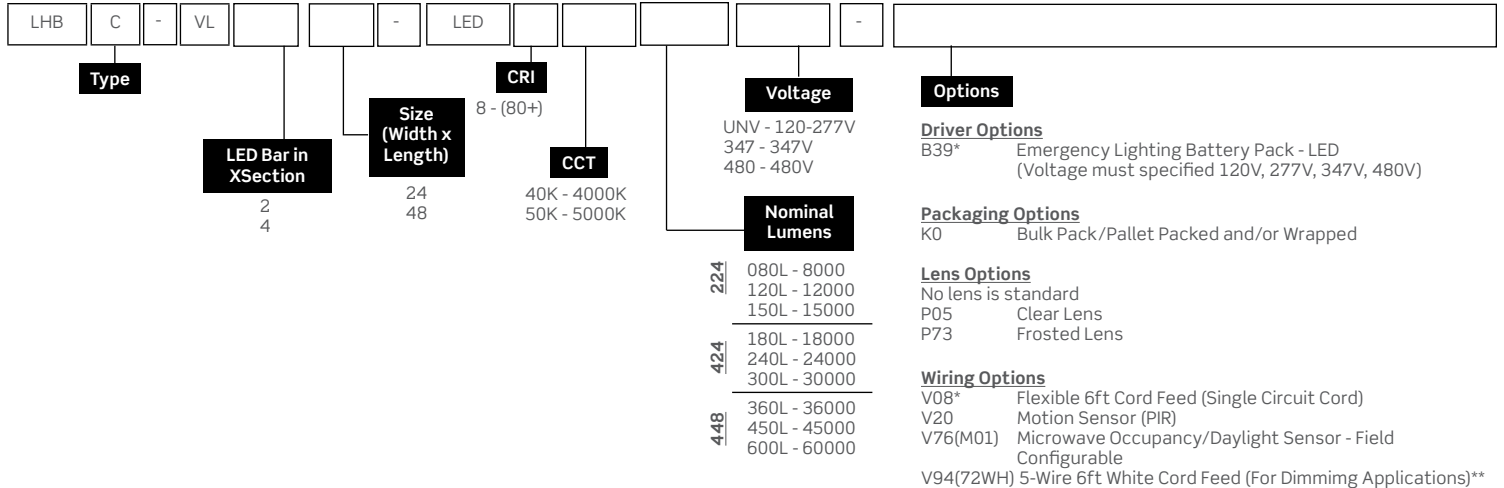
Size	A	B	C
224	24"	16"	3"
424	24"	24"	3"
448	48"	24"	3"

Consult installation guide for exact dimensions.

Project:	Catalogue #:	Type:
Notes:		

Order Key

EXAMPLE: LHBC-VL424-LED840K240LUNV



Mounted Accessories (Ordered Separately)	
KIT00002	Speedy Hangers
KIT00003	Mounting Stems & Canopy Set 3/8"IP (2) 4ft.
KIT00004	Aircraft "Y" Cable (10ft) with Adjustable Grip (2)
KIT00016	Deck Plate Ribbed Square
KIT00021	Speedy Hangers with 48-in. Chain Set (2)
KIT00062-(3/4)	Mounting for 3/4-in. Threaded pipe (Stem not Included)
KIT00062-(1/2)	Mounting for 1/2-in. Threaded pipe (Stem not Included)
KIT00062-(3/8)	Mounting for 3/8-in. Threaded pipe (Stem not Included)

Performance Scaling Factor

	50K	40K	35K	30K
80CRI	1.000	1.000	0.960	0.946
90CRI	0.875	0.875	0.836	0.809

Lens & Frame Accessories (if needed to be ordered separately)			
Lens Option	16-in. wide	24-in. wide	
	224	424	448
P05 - Clear Lens	KIT00032	KIT00099	KIT00100
P73 - Frosted Lens	KIT00036	KIT00130	KIT00129

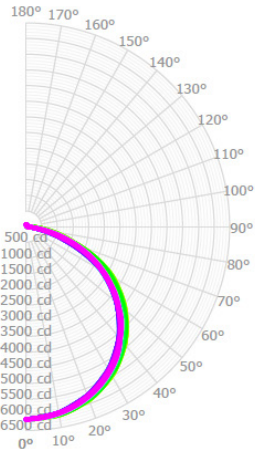
Delivered Lumens

Configuration	Size	Nominal Lumens	No Lens		P05		P73		Ambient
			Lumens	Wattage	Lumens	Wattage	Lumens	Wattage	
224	080L	8183	52	7738	52	7405	52	45	
	120L	12658	82	11970	82	11455	82	45	
	150L	15686	102	14195	102	14833	102	45	
424	180L	18344	119	17348	119	16602	119	45	
	240L	25316	165	23940	165	22911	165	45	
	300L	30671	200	29004	200	27757	200	45	
448	360L	38760	244	36654	244	35078	244	45	
	450L	47408	308	44832	308	42904	308	45	
	600L	61746	400	58391	400	55880	400	45	

Project:	Catalogue #:	Type:
Notes:		

Photometrics

IES File: **LHBC-VL424-LED840K180LUNV**
 Lumens: **18344**
 Wattage: **119**
 Efficacy: **154**



Zonal Lumen Summary

Zone	Lumens	%Fixture
0.0° - 30.0°	4847	26.4%
0.0° - 40.0°	8024	43.7%
0.0° - 60.0°	14444	78.7%
0.0° - 90.0°	18076	98.5%
0.0° - 110.0°	18139	98.9%
0.0° - 130.0°	18215	99.3%
0.0° - 150.0°	18291	99.7%
0.0° - 170.0°	18337	100.0%
0.0° - 180.0°	18344	100.0%

Coefficients of Utilization

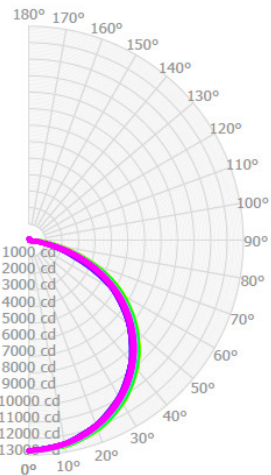
pc pw	80%			70%			50%		
	70%	50%	30%	70%	50%	30%	70%	50%	30%
0	119	119	119	116	116	116	110	110	110
1	109	104	100	106	102	98	100	97	94
2	99	91	84	96	89	82	91	85	80
3	90	79	71	87	78	70	83	75	68
4	82	70	62	80	69	61	75	66	59
5	76	63	54	73	61	53	69	59	52
6	70	56	47	68	55	47	64	53	46
7	65	51	42	63	50	42	59	48	41
8	60	46	38	58	46	38	55	44	37
9	56	43	34	55	42	34	52	41	33
10	53	39	31	51	39	31	49	38	31

**Average Luminance Table (cd/m2)
CP Summary**

	0.00°	45.00°	90.00°
0.00°	16880	16880	16880
45.00°	16853	17493	17611
55.00°	16227	17228	17602
65.00°	15041	16313	16171
75.00°	11921	12186	13719
85.00°	3696	10003	13504

Effective Floor Cavity Reflectance: 20%

IES File: **LHBC-VL448-LED840K360LUNV**
 Lumens: **38760**
 Wattage: **244**
 Efficacy: **159**



Zonal Lumen Summary

Zone	Lumens	%Fixture
0.0° - 30.0°	10047	25.9%
0.0° - 40.0°	16646	42.9%
0.0° - 60.0°	30150	77.8%
0.0° - 90.0°	38275	98.7%
0.0° - 110.0°	38394	99.1%
0.0° - 130.0°	38535	99.4%
0.0° - 150.0°	38670	99.8%
0.0° - 170.0°	38749	100.0%
0.0° - 180.0°	38760	100.0%

Coefficients of Utilization

pc pw	80%			70%			50%		
	70%	50%	30%	70%	50%	30%	70%	50%	30%
0	119	119	119	116	116	116	110	110	110
1	108	104	99	106	101	97	100	97	94
2	98	90	83	96	88	82	91	84	79
3	90	79	71	87	77	70	82	74	68
4	82	70	61	79	68	60	75	66	58
5	75	62	53	73	61	52	69	59	51
6	69	56	47	67	55	46	64	53	45
7	64	51	42	62	50	41	59	48	40
8	60	46	37	58	45	37	55	44	36
9	56	42	34	54	42	34	51	40	33
10	52	39	31	51	38	31	48	37	30

**Average Luminance Table (cd/m2)
CP Summary**

	0.00°	45.00°	90.00°
0.00°	17301	17301	17301
45.00°	17516	17890	17968
55.00°	17262	17849	17912
65.00°	16230	17305	16822
75.00°	13350	14833	14308
85.00°	5686	10253	12791

Effective Floor Cavity Reflectance: 20%