

Project:	Catalogue #:	Type:
Notes:		

Product Description

Premium-grade, surface-mounted wrap-around ceiling luminaire. For use with indoor applications where low-cost, but commercial grade ruggedness and compact design is required.

Applications

Stairwells, Corridors, Utility Areas, Kitchens



Features

- Shallow design
- Available in lengths from 24 to 96 inches
- Frosted prismatic acrylic lens
- Diffuser self-aligns and hinges from either side for easy maintenance
- Continuous row-mounting capability
- Standard low voltage dimming (0-10v)

Featured Options

- Emergency lighting battery pack
- Joiner band
- Speedy hangers
- Stem and canopy sets

Optical System

Standard diffuser is frosted prismatic acrylic lens designed for even and low-glare illumination.

Mounting

Knock-outs are provided for stem-mounting. Mounts over electrical junction box. Mounting holes are provided within offset to prevent distortion of housing when tightening mounting fasteners. Offset mounting pads which keep luminaire level and slightly off of the mounting surface are formed within the housing.

Construction

Die-formed, code gauge pre-painted, high-reflectance white steel housing. Driver cover snaps into place eliminating the need for tools when accessing the driver. This luminaire is suitable for row-mounting.

Finish

Pre-painted, high-reflectance white housing.

Electrical

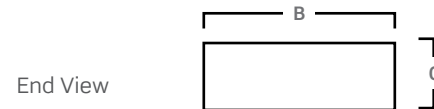

Long life LED's coupled with high efficiency drivers provide quality illumination. Rated to deliver L80 performance > 50,000 hours. Supplied with dimmable drivers (0-10v). System efficacy of at least 100 lumens per watt for standard unit.

Approvals

- Approved to CSA and UL standards.
- Tested in accordance to IESNA LM-79.
- Suitable for damp locations.



Dimensions



Size	A	B	C
24"	24"	9 3/16"	3 1/8"
48"	48"	9 3/16"	3 1/8"
96"	96"	9 3/16"	3 1/8"

Consult installation guide for exact dimensions.

Warranty

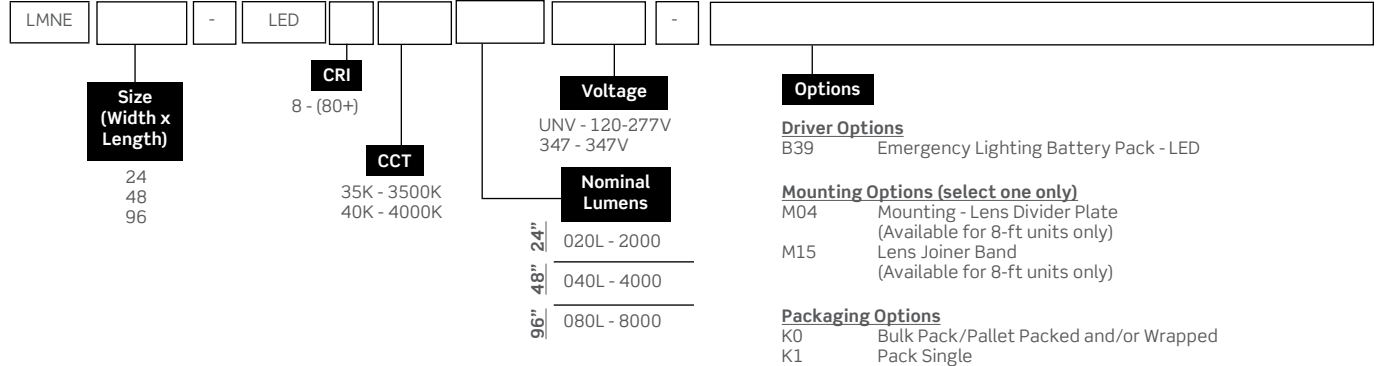
5 year limited warranty. For complete warranty, click here:



Project:	Catalogue #:	Type:
Notes:		

Order Key

EXAMPLE: LMNE96-LED835K040LUNV-M15



Other options may be available, consult factory. Specifications and data subject to change without notice.

Performance Data

LED Performance Data				
Size	Nominal Lumens	Delivered Lumens	Watts	Lumens Per Watt
24	2000	2163	13.4	161.3
48	4000	4326	26.8	161.3
96	8000	8651	53.6	161.3

Values based on 840K with standard lens at 25C

Mounted Accessories (Ordered Separately)

- KIT00003 Stem & Canopy Set 3/8"IP (2) 4ft.M26
- KIT00044 Stem & Canopy Set Sloped Ceilings (2) 3ft.M29
- KIT00045 Stem & Canopy Set Sloped Ceilings (2) 4ft.M29
- KIT00046 Stem & Canopy Set Sloped Ceilings (2) 6ft.M29
- KIT00047 Stem & Canopy Set 3/8"IP (2) 2ft.M26
- KIT00048 Stem & Canopy Set 3/8"IP (2) 1ft.M26
- KIT00050 Stem & Canopy Set 3/8"IP (2) 3ft.M26
- KIT00053 Stem & Canopy Set 3/8"IP (2) 6ft.M26

Photometrics

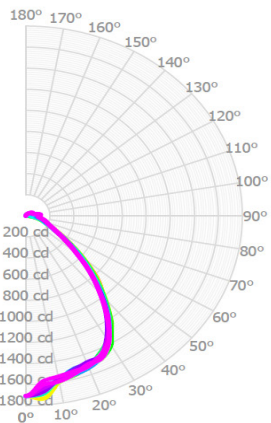
File: LMNE48-LED840K040LUNV
 Lens: 3585
 Stage: 28
 Capacity: 128

Zonal Lumen Summary

Zone	Lumens	%Fixture
0.0° - 30.0°	1299	35.9%
0.0° - 40.0°	2042	56.5%
0.0° - 60.0°	3022	83.6%
0.0° - 90.0°	3447	95.4%
0.0° - 110.0°	3541	98.0%
0.0° - 130.0°	3590	99.3%
0.0° - 150.0°	3610	99.9%
0.0° - 170.0°	3614	100.0%
0.0° - 180.0°	3614	100.0%

Coefficients of Utilization

pc	80%			70%			50%		
	70%	50%	30%	70%	50%	30%	70%	50%	30%
0	119	119	119	116	116	116	109	109	109
1	110	106	102	107	103	100	101	98	95
2	101	94	88	99	92	87	93	88	83
3	94	84	77	91	83	76	86	79	73
4	87	76	68	84	75	67	80	72	65
5	81	69	61	78	68	60	74	65	59
6	75	63	55	73	62	54	69	60	53
7	70	58	50	68	57	49	65	55	48
8	65	53	45	64	52	45	61	51	44
9	61	49	41	60	48	41	57	47	40
10	58	45	38	56	45	38	54	44	37



Average Luminance Table (cd/m²)

CP Summary		0.00°	45.00°	90.00°
0.00°	6006	6006	6006	6006
45.00°	4034	3379	3184	
55.00°	2540	2073	1908	
65.00°	1644	1316	1331	
75.00°	1348	1101	1285	
85.00°	653	630	1307	

Effective Floor Cavity Reflectance: 20%