

Project:	Catalogue #:	Type:
Notes:		

Product Description

Premium-grade enclosed and gasketed luminaire. This IC-rated luminaire's welded steel housing, shallow design and dust and moisture resistance, make it ideal for use with indoor and outdoor (canopy) applications that require a wet location recessed lay-in T-Bar/Drywall luminaire with a door frame.

Applications

Outdoor, under covered canopy, Wet and Dusty environments

Features

- Ideal for shallow or obstructed plenum applications
- Frosted prismatic acrylic diffuser
- Standard low voltage dimming (0-10v)
- 80+ CRI
- Available in 2x2 and 2x4
- SPEEDShip in 5 days (limited quantity of 25 units)

Optical System

One piece perimeter door frame with inverted frosted, prismatic pattern #12, sealed acrylic lens.

Mounting

Holes provided for chain-mounting support to building structure. Lay-in type luminaire for exposed grid type acoustical ceiling structure and swing style mounting brackets for drywall ceiling installation.

Construction

Die-formed and spot welded, steel housing assembly and 20 gauge steel door frame. Triple gasketed with sealed lens, gasketed door frame assembly and gasketed housing flange.

Finish

White, polyester powder painted housing.

Electrical

Long life LEDs coupled with high efficiency drivers provide quality illumination. Rated to deliver L80 performance > 50,000 hours.

Warranty

5 year limited warranty. For complete warranty, click here:

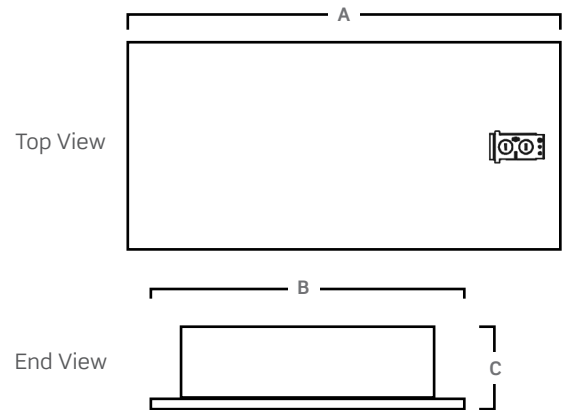


Approvals

- Approved to CSA/UL standards. UL listed for insulated ceilings.
- Tested in accordance to IESNA LM-79.
- UL listed for wet locations



Dimensions



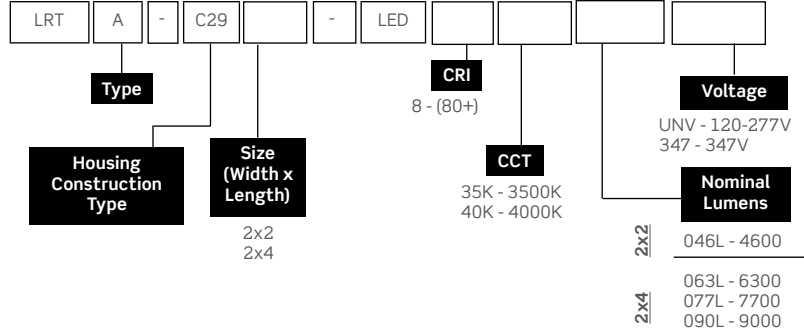
Size	A	B	C
2x2	23 3/4"	23 3/4"	3 15/16"
2x4	47 3/4"	23 3/4"	3 15/16"

Consult installation guide for exact dimensions.

Project:	Catalogue #:	Type:
Notes:		

Order Key

EXAMPLE: LRTA-C292X2-LED840K046LUNV



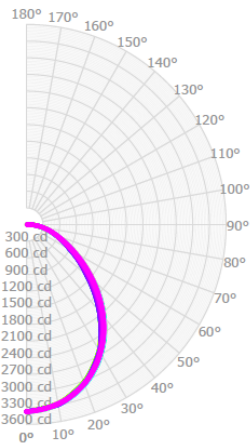
Performance Data

LED Performance Data				
Size	Nominal Lumens	Delivered Lumens	Watts	Lumens per Watt
2x2	4600	4643	38.1	121.9
2x4	6300	6452	50.2	128.4
	7700	7656	61	125.6
	9000	9401	77.3	121.6

Other options may be available consult factory

Photometrics

IES File: **LRTA-C29-2X4-LED840K077LUNV-P13**
 Lumens: **7859**
 Wattage: **68**
 Efficacy: **116**



Zonal Lumen Summary

Zone	Lumens	%Fixture
0.0° - 30.0°	2531	32.2%
0.0° - 40.0°	4022	51.2%
0.0° - 60.0°	6498	82.7%
0.0° - 90.0°	7859	100.0%
0.0° - 110.0°	7859	100.0%
0.0° - 130.0°	7859	100.0%
0.0° - 150.0°	7859	100.0%
0.0° - 170.0°	7859	100.0%
0.0° - 180.0°	7859	100.0%

Coefficients of Utilization

ρc ρw	80%			70%			50%		
	70%	50%	30%	70%	50%	30%	70%	50%	30%
0	119	119	119	116	116	116	111	111	111
1	109	105	101	107	103	99	102	98	95
2	100	92	86	97	90	84	93	87	82
3	92	82	74	89	80	73	85	77	71
4	84	73	65	82	72	64	78	69	62
5	78	66	57	76	65	57	72	63	55
6	72	60	51	70	59	50	67	57	50
7	67	54	46	66	53	45	62	52	45
8	63	50	41	61	49	41	58	48	41
9	59	46	38	57	45	38	55	44	37
10	55	42	35	54	42	35	52	41	34

Effective Floor Cavity Reflectance: 20%

Average Luminance Table (cd/m²) CP Summary

	0.00°	45.00°	90.00°
0.00°	4635	4635	4635
45.00°	3684	3493	3362
55.00°	3122	2920	2794
65.00°	2591	2440	2410
75.00°	2314	2260	2336
85.00°	1983	2521	2629