

Project:	Catalogue #:	Type:
Notes:		

Product Description

Premium-grade, surface-mounted, ceiling luminaire featuring three illuminated lenses. For use with indoor applications where aesthetics, quality and standard 0-10v dimming is required. Features hinged and latched door frame with integral lenses and optics.

Applications

Office Areas, Retail Stores, Schools, Corridors, Hospitals

Features

- Enhanced, uniform lighting delivers a balanced amount of light to walls, cubicles, work surfaces and people
- Room side access for driver compartment
- Clean appearance - no exposed fasteners
- Shallow design
- Mitred corners
- Extruded acrylic diffuser
- 80+ CRI
- Standard low voltage dimming (0-10V, 1%)
- Available in 1x4, 2x2 and 2x4 configurations

Featured Options

- Emergency Lighting Battery Pack
- Step Dimming
- Optional Lenses, see product selection

Optical System

Standard "wing" lenses are made with UV-stabilized, impact-resistant frosted virgin white acrylic. Side wing lenses and center optics are all retained in a hinged and latched door frame. Indirect reflectors are precision formed and contoured to provide soft, low glare indirect illumination while maintaining high efficiency and a wide uniform lighting distribution. *Optional round or rectangular slotted shield available.

Mounting

Holes provided for chain-mounting support to building structure. Offset mounting pads, which keep luminaire level and slightly off of mounting surface, are formed within the housing. Optional aircraft cable assemblies and canopy sets are available.

Construction

CNC brake-formed, code gauge steel housing and ends. Precision-formed steel reflector. Diffuser is held within a hinged door frame. The heavy-gauge door frame hinges downward on either side, and is held in the closed position by two positive cam latches.

Finish

White polyester powder painted surfaces standard. Consult rep for other finishes.

Electrical

Long life LEDs coupled with high efficiency drivers provide quality illumination. Rated to deliver L80 > 50,000 hours.

Warranty

5 year limited warranty. For complete warranty, click here:



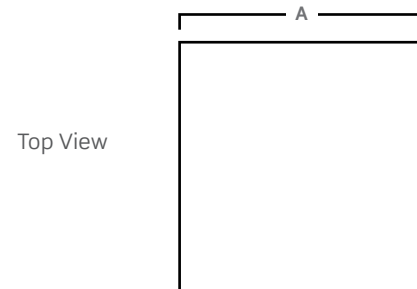
Approvals

- Approved to CSA/UL standards.
- Suitable for damp locations.
- DesignLights Consortium[®] Qualified.

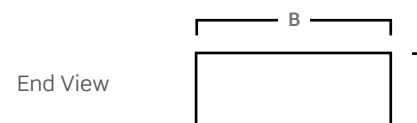
All configurations may not be DLC qualified. Check www.designlights.org/QPL for qualified configurations.



Dimensions



Top View



End View

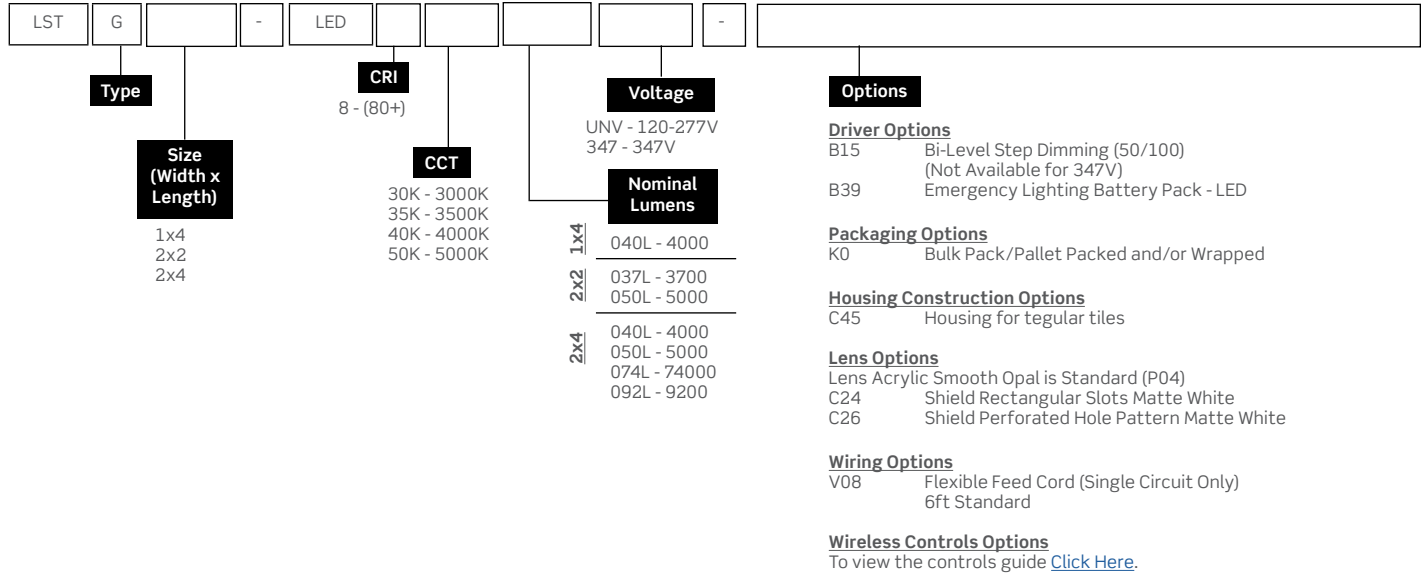
Size	A	B	C
1x4	47 3/4"	11 3/4"	4 1/8"
2x2	23 3/4"	23 3/4"	3 3/16"
2x4	47 3/4"	23 3/4"	3 3/16"

Consult installation guide for exact dimensions.

Project:	Catalogue #:	Type:
Notes:		

Order Key

EXAMPLE: LSTG2x2-LED840K037LUNV



Other options may be available, consult factory. Specifications and data subject to change without notice.

Performance Data

LED Performance Data				
Size	Nominal Lumens	Delivered Lumens	Watts	Lumens Per Watt
1x4	4000	4075	30.4	134.1
2x2	3700	3723	29.4	126.6
	5000	5002	41.4	120.8
2x4	4000	4063	29.4	138.4
	5000	5046	37.1	136
	7400	7451	57.2	130.3
	9200	9265	73.5	126.1

Values based on 840K with standard lens at 25C

Mounted Accessories (Ordered Separately)

- KIT00001 Chain Set (2) 4ft w/ S-hooks.M10
- KIT00004 Aircraft "Y" Cable (10Ft) with Adjustable Grip (2).M36
- KIT00018 S-Hooks Only (set of 4) for C/S Chain.M45
- KIT00022 Chain Set (2) 3ft w/ S-hooks.M10
- KIT00040 Chain Set (2) 6ft w/ S-hooks.M10
- KIT00042 Chain Set (2) 12ft w/ S-hooks.M10