

RBC10

10" BUILDERS PLUS LED COMMERCIAL
DOWNLIGHT REMODEL/RETROFIT

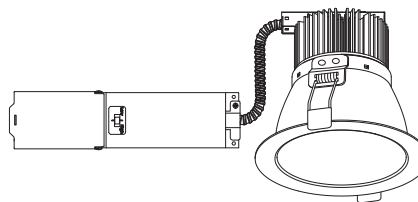
PROJECT:

MODEL #:

LOCATION:

CONTACT:

DIMENSIONS



USE OF PRODUCT

The 10" Builders Plus LED Commercial Downlight series is the ideal product for energy efficient lighting in Non-IC commercial applications. Features color temperature selectability and lumen selectability. Deep cone reflector designed for anti-glare purposes.

BUILDERS PLUS FEATURES

Lumen Selectable:

LS1- 1500 lm, 1750 lm, 2000 lm

LS2- 2340 lm, 3000 lm, 3570 lm

LS4- 4000 lm, 4500 lm, 5100 lm

Color Temperature Selectable: 3000K, 3500K, 4000K

Color Rendering Index: 84+ CRI

Optical Lens: LS1(75° standard) LS2(75° standard)

LS4(75° standard)

LED Life: 50,000 Hours

Driver Info: 120-277V; 50/60 Hz

Operating Temperature: -30°C - 40°C

Warranty: 5 year limited warranty

LED ENGINE

LED engine available in 3000K, 3500K, 4000K in 84+ CRI. Color temperature may be modified in field.

Optional locking mechanism available. LED mounted to aluminum heat sink for maximum life output and thermal management.

MOUNTING

Mounting clip attached to reflector for easy installation and ability to remove fixture from below the ceiling.

DIMMING

LED driver accommodates 120-277V input with 0-10V dimming protocol. Fixture available in three selectable lumen packages. **LS1**(1500 lm, 1750 lm, 2000 lm), **LS2**(2340 lm, 3000 lm, 3570 lm), **LS4**(4000 lm, 4500 lm, 5100 lm). Lumens may be modified in field or optional lumen locking mechanism available upon request.

TRIM

Self-flanged spun aluminum reflector with frosted lens to shield direct view from LEDs. Reflector available in haze finish with white trim.

EMERGENCY BATTERY

Optional emergency battery available for a minimum of 90 minutes with both integral or remote test switch in 800 delivered lumens.

INSTALLATION

Non-IC housing. Insulation must be kept at least 3" away from fixture.

LABELS/COMPLIANCE

-cUL Listed

-Energy Star

-Title 24

-Wet location

ORDERING INFO

RBC10			UNV	H	W	FR
Series	Lumens	Color Temp.	Voltage	Reflector	Trim	Frame
RBC10 - 10" Builder Plus Commercial Retrofit	LS1¹ - Lumen Selectable (1500, 1750, 2000 lm) LL15 - Lumens Locked at 1500 lm LL17 - Lumens Locked at 1750 lm LL20 - Lumens Locked at 2000 lm LS2² - Lumen Selectable (2340, 3000, 3570 lm) LL23 - Lumens Locked at 2340 lm LL30 - Lumens Locked at 3000 lm LL35 - Lumens Locked at 3570 lm LS4³ - Lumen Selectable (4000, 4500, 5100 lm) LL40 - Lumens Locked at 4000 lm LL45 - Lumens Locked at 4500 lm LL51 - Lumens Locked at 5100 lm	CTS - Color Temperature Selectable (3000K, 3500K, 4000K) CT30 - Locked at 3000K CT35 - Locked at 3500K CT40 - Locked at 4000K	UNV - 120-277V	H - Haze	W - White	FR - Remodel/retrofit frame

Notes

1. Lumen selectable between 1500 lm, 1750 lm, 2000 lm. Lumens may be modified in field.
2. Lumen selectable between 2340 lm, 3000 lm, 3500 lm. Lumens may be modified in field.
3. Lumen selectable between 4000 lm, 4500 lm, 5100 lm. Lumens may be modified in field.
4. Compatible with LS4 module only.

Options

E18 - Emergency Battery with Integral Switch (800 Lumens)

ER8 - Emergency Battery with Remote Switch (800 Lumens)

E117⁴ - Emergency Battery with Integral Switch (1700 Lumens)

ER17⁴ - Emergency Battery with Remote Switch (1700 Lumens)

www.rayonlighting.com
info@rayonlighting.com

tel: 323.446.2626
fax: 323.446.2606

Specification and product availability
subject to change without notice

04/21

PROJECT: _____

MODEL #: _____

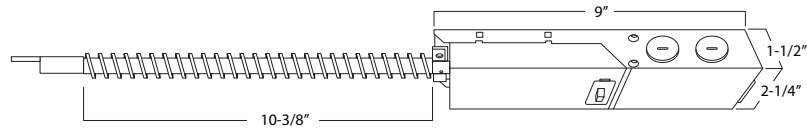
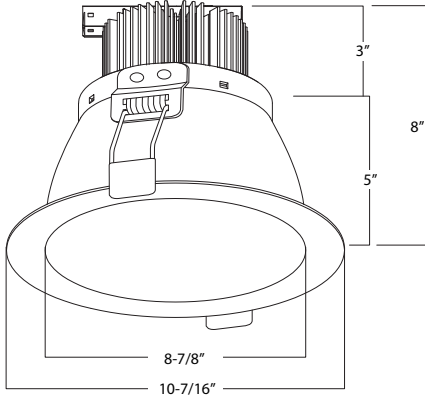
LOCATION: _____

CONTACT: _____

RBC10

10" BUILDERS PLUS LED COMMERCIAL
DOWNLIGHT REMODEL/RETROFIT

DIMENSIONS



WATT/LUMENS CHART

	Watt	Lumens	CRI	Switch
LS1	16W	1550 lm	84+	Low
	21W	1750 lm	84+	Medium
	26W	2000 lm	84+	High
LS2	29W	2340 lm	84+	Low
	39W	3000 lm	84+	Medium
	48W	3570 lm	84+	High
LS4	50W	4000 lm	84+	Low
	60W	4500 lm	84+	Medium
	70W	5100 lm	84+	High

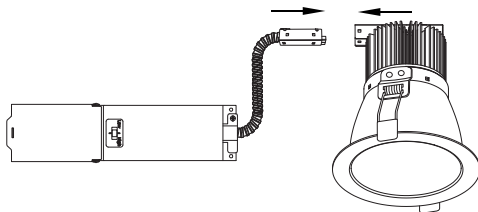
Performance based on 3500K

LIST OF COMPATIBLE DIMMERS

(120/277V 0-10 DIMMING)

MFR.	MODEL#	DIMMING RATE
Lutron	NFTV	1-100%
Lutron	NTSTV-DV	1-100%
Legrand	CD4FBLW	1-100%
Leviton	1P710-DL	1-100%

RETROFIT ASSEMBLY




Driver with J-Box + Light Module + Reflector

LUMEN AND COLOR TEMP. LOCK MECHANISM COVER



Lumen selectable locking mechanism cover



Color Temperature selectable locking mechanism cover