



RBC4

4" BUILDERS PLUS LED COMMERCIAL
DOWNLIGHT REMODEL/RETROFIT

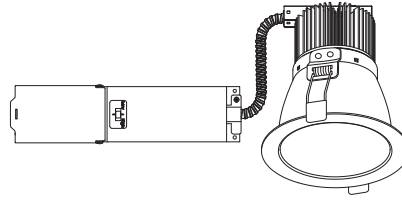
PROJECT: _____

MODEL #: _____

LOCATION: _____

CONTACT: _____

DIMENSIONS



USE OF PRODUCT

The 4" Builders Plus LED Commercial Downlight series is the ideal product for energy efficient lighting in Non-IC commercial applications. Features color temperature selectability and lumen selectability. Deep cone reflector designed for anti-glare purposes.

BUILDERS PLUS FEATURES

Lumen Selectable:
LS1- 1500 lm, 1750 lm, 2000 lm
Color Temperature Selectable: 3000K, 3500K, 4000K
Color Rendering Index: 84+ CRI
Optical Lens: 70° standard
LED Life: 50,000 Hours
Driver Info: 120-277V; 50/60 Hz
Operating Temperature: -30°C - 40°C
Warranty: 5 year limited warranty

LED ENGINE

LED engine available in 3000K, 3500K, 4000K in 84+ CRI. Color temperature may be modified in field. Optional locking mechanism available. LED mounted to aluminum heat sink for maximum life output and thermal management.

MOUNTING

Mounting clip attached to reflector for easy installation and ability to remove fixture from below the ceiling.

DIMMING

LED driver accommodates 120-277V input with 0-10V dimming protocol. **LS1**(1500 lm, 1750 lm, 2000 lm), Lumens may be modified in field or optional lumen locking mechanism available upon request.

TRIM

Self-flanged spun aluminum reflector with frosted lens to shield direct view from LEDs. Reflector available in haze finish with white trim.

EMERGENCY BATTERY

Optional emergency battery available for a minimum of 90 minutes with both integral or remote test switch in 800 delivered lumens.

INSTALLATION

Non-IC housing. Insulation must be kept at least 3" away from fixture.

LABELS/COMPLIANCE

- cUL Listed
- Energy Star
- Title 24
- Wet location

ORDERING INFO

RBC4			UNV	H	W	FR
Series	Lumens	Color Temp.	Voltage	Reflector	Trim	Frame
RBC4 - 4" Builder Plus Commercial Retrofit	LS1 ¹ - Lumen Selectable (1500, 1750, 2000 lm) LL15 - Lumens Locked at 1500 lm LL17 - Lumens Locked at 1750 lm LL20 - Lumens Locked at 2000 lm	CTS - Color Temperature Selectable (3000K, 3500K, 4000K) CT30 - Locked at 3000K CT35 - Locked at 3500K CT40 - Locked at 4000K	UNV - 120-277V	H - Haze	W - White	FR - Remodel/retrofit frame

Notes

1. Lumen selectable between 1500 lm, 1750 lm, 2000 lm. Lumens may be modified in field.

Options

- EI8 - Emergency Battery with Integral Switch (800 Lumens)
- ER8 - Emergency Battery with Remote Switch (800 Lumens)
- EI17¹ - Emergency Battery with Integral Switch (1700 Lumens)
- ER17¹ - Emergency Battery with Remote Switch (1700 Lumens)



www.rayonlighting.com
info@rayonlighting.com

tel: 323.446.2626
fax: 323.446.2606

Specification and product availability
subject to change without notice



RBC4

4" BUILDERS PLUS LED COMMERCIAL
DOWNLIGHT REMODEL/RETROFIT

PROJECT: _____

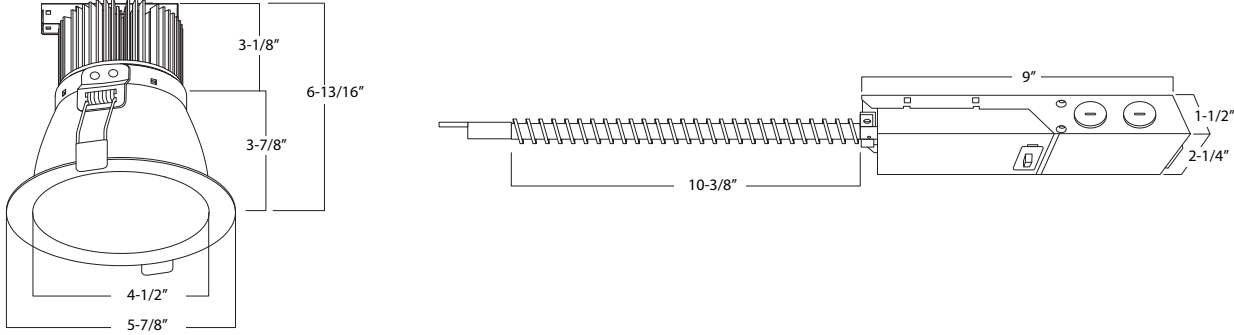
MODEL #: _____

LOCATION: _____

CONTACT: _____

4" BUILDERS PLUS COMMERCIAL DOWNLIGHT REMODEL/RETROFIT

DIMENSIONS



WATT/LUMENS CHART

Watt	Lumens	CRI
16W	1500 lm	84+
21W	1750 lm	84+
26W	2000 lm	84+

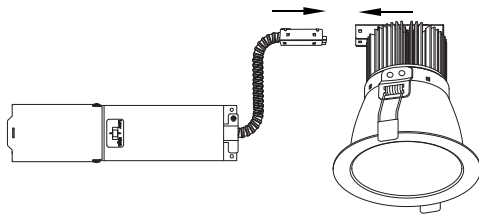
Performance based on 3500K

LIST OF COMPATIBLE DIMMERS

(120/277V 0-10 DIMMING)

MFR.	MODEL#	DIMMING RATE
Lutron	NFTV	1-100%
Lutron	NTSTV-DV	1-100%
Legrand	CD4FBLW	1-100%
Leviton	1P710-DL	1-100%

RETROFIT ASSEMBLY




Driver with J-Box + Light Module + Reflector

LUMEN AND COLOR TEMP. LOCK MECHANISM COVER



Lumen selectable locking mechanism cover



Color Temperature selectable locking mechanism cover



www.rayonlighting.com
info@rayonlighting.com

tel: 323.446.2626
fax: 323.446.2606

Specification and product availability
subject to change without notice