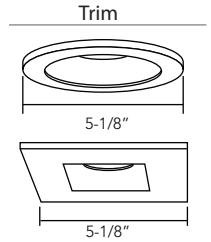
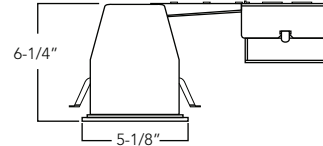
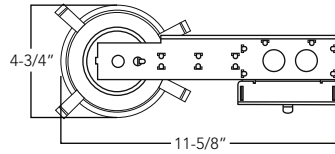





**DIMENSIONS**



**USE OF PRODUCT**

The Versatrim RFL4A Series is the ideal product for energy efficient lighting in existing retrofit, remodel, or new construction housings. This product may be used in hospitality, health care, commercial, retail, and residential applications where lights needs to be controlled such as to focus on artwork, displays, objects, etc. The Versatrim Adjustable will reduce energy consumption, emits little heat, and reduces cooling loads for added costs savings. Approximately 75% in energy savings compared to incandescent light source.

**CONSTRUCTION**



- Watts: 11W
- Lumens: 900 Lumens
- Voltage: (120V standard); 120-277V (with optional 0-10V dimming driver)
- Color Temperature: 2700K, 3000K, 3500K, or 4000K
- Beam Angle: 19°, 38°, 60°
- Color Rendering Index: 93+ CRI Typical
- R9 Value: 85
- LED Life: 50,000 hours
- LED Type: Cree LED for maximum light output

- Versatility: Interchangeable trim in round and square
- EM Battery: 90 min
- Warranty: 5 Year Limited Warranty

**LED DRIVER**

Durable 120-277V dimmable driver provides high power factor with the optimum thermal management to prevent damage caused by high temperature. Externally mounted LED driver provides for easy maintenance and convenient replacement.

**EMERGENCY BATTERY**

Optional emergency battery with up to 90 minute illumination time.

**DIMMING**

Available in 8 driver selections. Standard Triac/ELV, 120. (019) 0-10V dimming, 120-277V. (PEQ0) Lutron Hi-Lume Premier Ecosystem 0.1% w/soft on, fade to black dimming, 120-277V. (LDE1) Lutron Hi-Lume 1% Ecosystem with soft on, fade to black dimming, 120-277V. (LTE) Hi-Lume 1% 2-wire, 120V. (L3DA) Hi-lume 1% EcoSystem/3-Wire L3D Driver (EEI) eldoLED Eco 1% Dim (0-10V), 120-277V. (EDIO) eldoLED Solo 0.1% Dim(0-10V), 120-277V. (EDID) eldoLED Solo 0.1% Dim(DALI), 120-277V.

**BEAM OPTION**

- lens available in 19°, 38° and 60° beam angle
- Interchangeable lens and field replaceable

**FILTER ACCESSORIES**

A multitude of filter accessories are available to achieve a particular light effect. Available in frosted, honeycomb, or solite filter options.

**HOUSING CONSTRUCTION**

- Minimum Clearance "IC" or insulated ceiling housings are rated for direct contact with insulation. No minimum clearance is required.
- Ceiling Thickness: Up to 1 1/4"
- Bar Hangers: Bar Hangers are adjustable from 13-5/8" to 25" and can be repositioned to 90°.
- Junction Box: Junction box is listed for through branch circuit wiring and contains seven 7/8 knockouts and four ROMEX pryouts with strain relief.
- Plaster Frame: Galvanized steel construction

**LABELS/COMPLIANCE**

- CSA Classified
- Can be used for State of California Title 24 high efficacy luminaire compliance.
- JA8 certified

4" LED 0-10V Dimming

**ORDERING INFO**

RHL4-ICAT	RFL4A	9L				
Series	Module	Watts/Lumens	Color Temp.	Lens Holder finish	Beam Angle	Reflector
RHL4R-ICAT - 4" IC Air Tight Remodel Housing	Versatrim Adjustable	9L - 900 Lumens	27 - 2700K 30 - 3000K 35 - 3500K 40 - 4000K	HW - White HB - Black HS - Silver	19 - 19° 38 <sup>1</sup> - 38° 60 - 60°	4ARLW - White 4ARLB - Black 4ARLCH - Chrome 4ARLH - Haze 4ARLSN - Satin Nickel 4ARLCK - Chrome

Trim		Dimming	Options
<b>ROUND</b>	<b>SQUARE</b>	<b>Leave blank<sup>2</sup> - Triac/ELV</b>	<b>EM<sup>5</sup> - Emergency back-up</b>
4TLW - White	4STLW - White	<b>019 - 0-10V Dimming (800 lumen)</b>	<b>SDT - Step down transformer</b>
4TLC - Copper	4STLB - Black	<b>LDE1 - Lutron Hi-Lume 1% Ecosystem with soft on, fade to black dimming</b>	<b>H - Honey Comb filter</b>
4TLB - Black	4STLH - Haze	<b>PEQ0 - Lutron Hi-Lume Premier Ecosystem 0.1% w/soft on, fade to black dimming</b>	<b>F - Frosted filter</b>
4TLH - Haze	4STLSN - Satin Nickel	<b>LTE<sup>3</sup> - Hi-Lume 1% 2-wire</b>	<b>S - Solite filter</b>
4TLSN - Satin Nickel	4STLCK - Custom	<b>L3DA - Hi-lume 1% EcoSystem/3-Wire L3D Driver</b>	
4TLBZ - Bronze		<b>EEI<sup>4</sup> - eldoLED Eco 1% Dim (0-10V)</b>	
4TLCK - Custom		<b>EDIO<sup>4</sup> - eldoLED Solo 0.1% Dim (0-10V)</b>	
		<b>EDID<sup>4</sup> - eldoLED Solo 0.1% Dim (DALI)</b>	

Note:  
1 - Standard beam angle.  
2 - Standard Dimming.  
3 - 120V  
4 - Must specify logarithmic or linear eldo LED driver  
5 - Step down transformer required