

Loading Dock Light Heads

(Ordering Information on Page 2)

Loading Dock Light Heads are widely used around the world. Introduced over 40 years ago, these heads have evolved and are now industry standards. Whether your needs are for metal or plastic heads, equipped with efficient LED light sources or conventional bulbs, Envoy offers the right products for your application.

EHDLED

Heavy Duty LED Lamp Head

Virtually indestructible! The EHDLED is designed for the most demanding environments including wet and damp locations.

- Uses 94% less energy than a traditional incandescent bulb, yet provides almost 1000 lumens of light
- Over 60,000 hour life expectancy in typical applications
- IP66 rated light head; dust tight and able to withstand water spray
- Rugged cast aluminum housing with shatterproof polycarbonate lens cover
- Field repairable
- Units available for 120V, 240V & low voltage applications
- cUL, UL and CE listed; ideal for food service applications
- 5-Year Warranty
- Patented




EML1HEAD

Metal LED Lamp Head

Traditional, powder coated metal light head coupled with LED module illuminates trailer interiors with focused cool white lighting. Energy efficient design.

- Uses 14 watts; 80% less energy than incandescent or halogen bulbs
- No fragile filament to break; no shattered glass to sweep up
- Instantly achieves maximum light intensity
- Units available for 120V & low voltage applications
- LED modules have 5-Year Warranty
- UL and cUL listed for safe operation
- EINCHHEAD models include wire guard and can be used with customer-supplied incandescent or halogen bulbs (up to 300 watts)
- Field repairable




EPL1HEAD

Polycarbonate LED Lamp Head

Unique, patented polycarbonate head coupled with our L1 LED module illuminates trailer interiors with focused, cool white light while providing energy efficient illumination in a durable package that withstands harsh loading dock environments. Uses 14 watts; 80% less energy than incandescent or halogen bulbs

- Uses 14 watts, 80% less energy than incandescent or halogen bulbs
- No fragile filament to break, no shattered glass to sweep up
- Instantly achieves maximum light intensity
- Cool to the touch, ideal for refrigerated & food service applications
- Units available for 120V, 240V & low voltage applications
- LED modules have 5-Year Warranty
- UL, cUL and CE listed for safe operation
- EINCHHEAD-PLED models include ruggedized PAR38 LED bulb (15 watts) and secured wire guard
- EINCHHEAD-P models include wire guard and can be used with customer-supplied incandescent, halogen or LED bulbs (up to 150 watts)
- EHPSHEAD-P Light Head supplied with High Pressure Sodium (HPS) 50 watt bulb
- Field repairable



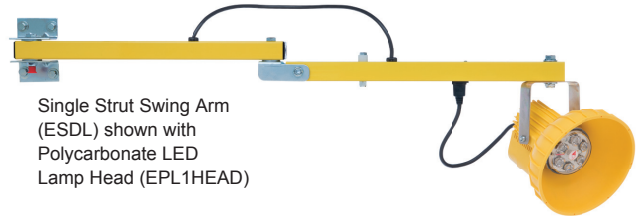
Loading Dock Light Arms

Loading Dock Light Arms are constructed from 14 gauge square steel tubing, powder coated to meet industrial requirements. A variety of arm designs are available with lengths from 24 inches to 114 inches.

ESDL

Single Strut Swing Arm

The ESDL series is an economical lighting solution for low to mid volume loading docks. The arm features a hinge that allows both vertical and horizontal adjustment of the arm.




Single Strut Swing Arm (ESDL) shown with Polycarbonate LED Lamp Head (EPL1HEAD)

EDL

Double Strut Arm

The EDL series is the standard in loading dock light arms. Dual struts give this arm the strength to survive in the busiest and most demanding warehouses. The dual strut design will also support a fan or light/fan combination.

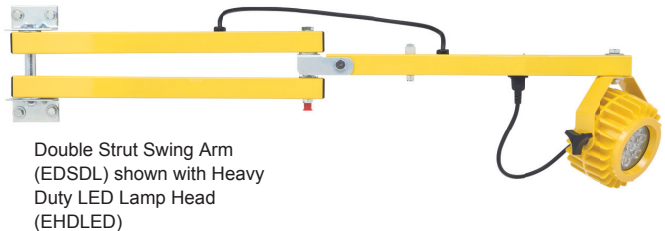


Double Strut Arm (EDL) shown with Metal LED Lamp Head (EML1HEAD)

EDSDL

Double Strut Swing Arm

The EDSDL series dock loading light provides the double strut design of the EDL series along with the vertical and horizontal adjustability of the ESDL series for a great combination of strength and versatility.




Double Strut Swing Arm (EDSDL) shown with Heavy Duty LED Lamp Head (EHDLED)

EDSDL

Double Strut Swing Arm

The EDSDL series dock loading light provides the double strut design of the EDL series along with the vertical and horizontal adjustability of the ESDL series for a great combination of strength and versatility.



Double Strut Flex Arm (EFLDL) shown with Polycarbonate LED Lamp Head (EPL1HEAD)

Ordering Information

*Dock Light Accessories also available for ordering (Adjustable Tripod, EDLFAN Kit, Magnetic Mounting Kit, Wire Guards, and Heavy Duty Arm Bracket). Inquire within Quotes department.

Product Number: S: AS: Av. S: LHS:

Loading Dock Arm Variations & LED Lamp Head Options													
Series	Arm Style	Available Size					Lamp Head Style						
		24"	40"	60"	90"	114"	EHDLED	EPL1HEAD	EINCHEAD-PLED	EINCHEAD-P	EML1HEAD	EINCHEAD	EFAN
ESDL	Single Strut Swing Arm	●	●	●			●	●	●	●	●	●	
EDL	Double Strut Arm	●	●	●	●	●	●	●	●	●	●	●	●
EDSDL	Double Strut Swing Arm		●	●	●	●	●	●	●	●	●	●	
EFLDL	Double Strut Flex Arm		●	●	●			●	●	●	●	●	
EFANDL	Fan/Light Combo w/Mounting Arm	●	●	●				●	●	●	●	●	●
EDLFAN	Fan w/Mounting Arm	●	●	●									●