



MULLION MOUNT - DIRECT | INDIRECT

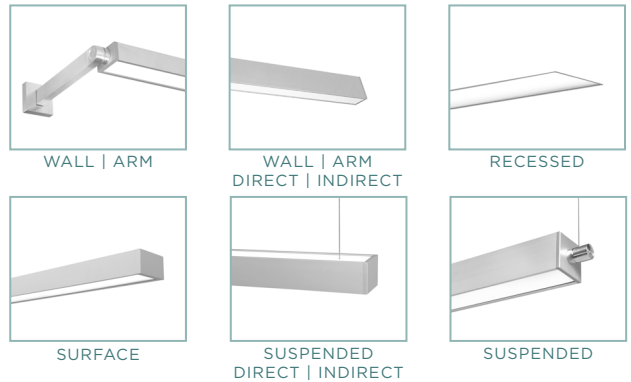
Huntington 1

Brilliant by Design™, minimalistic aesthetic combined with our innovative Microstructure EdgeTech Optics (MEO)™ will bring your vision to light. The Huntington 1 Mullion Mount Direct | Indirect offers unprecedented optics, seamless illumination and multiple mounting options for quick and simple installation.

FEATURES

- Microstructure EdgeTech Optics™ delivers unparalleled optic control and exceptional performance with seamless illumination and uniformity. Specify Batwing, Glare Control, Diffused (Lambertian), Wall Wash, Room Fill or Ceiling Wash Optics.
- MEO™ allows for minimalistic 1.5" Aperture x 2.9" Depth
- Direct & Indirect illumination.
- Individual fixture lengths and seamless continuous rows with no lens breaks up to 400 feet.
- Window mullion mount or over doorways.
- Innovative mounting options (Back Feed or End Feed)
- Patent pending Toolless "Push to Eject" System allows for easy installation and serviceability.
- No visible fasteners.
- Custom powder coat and anodized finishes.
- Specified Lumen Outputs (SLO) available.
- Proudly crafted in Huntington Beach, CA - USA.

HUNTINGTON 1 LINEUP



PERFORMANCE OVERVIEW

4' Huntington 1 Direct Indirect - 3500K 80CRI MEODF				
Lumen Output	LL (Low)	ML (Medium)	HL (High)	SLO* (Specified)
Direct Delivered Lumens	772	1908	3760	772-5920
Indirect Delivered Lumens	772	1908	3760	772-5920
Consumed Wattage (Total)	15	36	76	14.6-131.1
Efficacy (lm/W)	105	105	99	90-105
SDCM	3	3	3	3

*Specified Lumen Output (SLO) available in customizable lumen configurations (896 lm - 6852 lm). See SLO Configurator at [ExtantLighting.com](https://www.extantlighting.com)



Ordering Information

PROJECT _____ TYPE _____
 PRODUCT _____ QTY _____

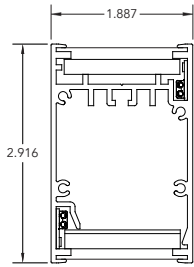
Product Family	Driver Location	Length	Direct Lumen Output	Direct Optics
HTGDU-1W-MM Huntington Series Direct Indirect 1.5" Aperture (Mullion Mount)	<input type="checkbox"/> TD Integral Driver	<input type="checkbox"/> _____* Specify length in 1 foot increments *Minimum length is 2'. *Custom length fixtures can be ordered in 3" increments. *Any length over 8' requires multiple fixture segments.	<input type="checkbox"/> DLL Low (193 l/ft @ 1.84 W)* <input type="checkbox"/> DML Medium (477 l/ft @ 4.55 W)* <input type="checkbox"/> DHL High (940 l/ft @ 9.46 W)* <input type="checkbox"/> SLO-xx *Specified Lumen Output available. *Delivered lumen output & consumed wattage based on "MEODF 835" (80 CRI - 3500K). See SLO Configurator for alternate outputs.	MEO <input type="checkbox"/> MEODF Diffusing <input type="checkbox"/> MEOBW Batwing <input type="checkbox"/> MEOGC Glare Control <input type="checkbox"/> MEORF*** Room Fill (33° Off Nadir) See Page 4 for Optic Details

Indirect Lumen Output	Indirect Optics	Color Temp	Voltage	Driver
<input type="checkbox"/> ULL Low (193 l/ft @ 1.84 W)* <input type="checkbox"/> UML Medium (477 l/ft @ 4.55 W)* <input type="checkbox"/> UHL High (940 l/ft @ 9.46 W)* <input type="checkbox"/> SLO-xx **Specified Lumen Output available. *Delivered lumen output & consumed wattage based on "MEODF 835" (80 CRI - 3500K). **See SLO Configurator for alternate outputs.	MEO <input type="checkbox"/> MEODF Diffusing <input type="checkbox"/> MEOBW Batwing <input type="checkbox"/> MEOGC Glare Control <input type="checkbox"/> MEOCW Ceiling Wash (48° Off Nadir) PRO* <input type="checkbox"/> PROAY Asymmetric <input type="checkbox"/> PROWD Wide <input type="checkbox"/> PRONR Narrow *PRO Optics are only available in 90+ CRI *PRO Optics are not a diffused light source. LED pixelation will be seen with this optic choice. *Extant Express not available with PRO 90 CRI *See page 4 for Optic Detail	80+ CRI <input type="checkbox"/> 830 3000K <input type="checkbox"/> 835 3500K <input type="checkbox"/> 840 4000K <input type="checkbox"/> 8TW Tunable White (2700-6500K) 90+ CRI <input type="checkbox"/> 927 2700K <input type="checkbox"/> 930 3000K <input type="checkbox"/> 935 3500K <input type="checkbox"/> 940 4000K <input type="checkbox"/> XX Optional Color Temp & CRI Available	<input type="checkbox"/> VU 120V-277V <input type="checkbox"/> V3 347V <input type="checkbox"/> V1 120V (for DL2 Driver only)	<input type="checkbox"/> D_ 1% 0-10V <input type="checkbox"/> DN NON DIM <input type="checkbox"/> DL5 Lutron 5-Series EcoSystem <input type="checkbox"/> DL1 Lutron Hi-Lume 1% EcoSystem <input type="checkbox"/> DL2 Lutron Hi-Lume 1% 2-wire (120V only) <input type="checkbox"/> DE* .1% 0-10V <input type="checkbox"/> DD1 1% DALI <input type="checkbox"/> DDE .1% DALI <input type="checkbox"/> XX Other (Please Specify) *Dim to Off available. Please Specify "-OFF" next to driver option if required. *1% minimum dimming level and other custom dimming levels and settings available. Consult factory.

Finish	Feed Location	Options
<input type="checkbox"/> SA* Silver Anodized <input type="checkbox"/> WP* Matte White <input type="checkbox"/> BP* Matte Black <input type="checkbox"/> CC* Custom *When above finish selected, the housing finish and end cap finish will match <input type="checkbox"/> SAMF SA Housing/Machine Finish End Caps <input type="checkbox"/> WPMF WP Housing/Machine Finish End Caps <input type="checkbox"/> BPMF BP Housing/Machine Finish End Caps <input type="checkbox"/> CCMF CC Housing/Machine Finish End Caps	<input type="checkbox"/> BF Back Feed <input type="checkbox"/> EF End Feed	<input type="checkbox"/> EMB_* Emergency Battery Pack(s) <input type="checkbox"/> EMC_* Emergency Circuit(s) <input type="checkbox"/> SOC Occupancy Sensor <input type="checkbox"/> SDL Daylight Sensor <input type="checkbox"/> 2C 2 Circuit (Direct Light and Indirect Light Controlled Independently) <input type="checkbox"/> BCS* Brilliant Communications Solutions (wired/wireless) <input type="checkbox"/> JAB JAB Approved BCS: includes wired and wireless integration from our partners at nLight™, enlightened, Legrand, Crestron, Osram, Lutron and many more. Contact Extant for details. EMB: Specify quantity of battery packs. Maximum 4' unit. EMC: Specify quantity of emergency circuits.

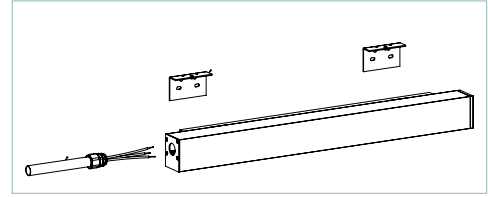


Dimensions

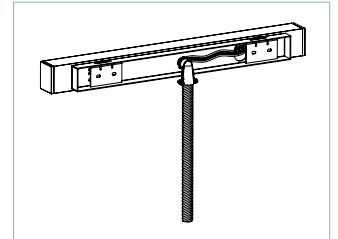
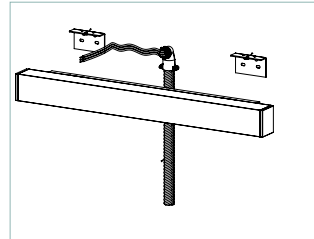


See installation instructions for more detail on mounting brackets

End Feed



Back Feed



See installation instructions for more detail

Specifications

Construction One-piece heavy gauge 6063 extruded aluminum housing. Precision-machined aluminum end caps.

Optics Microstructure EdgeTech Optics (MEO)[™] utilizes high efficiency Microstructure Lenses and Light Guide plates for high optical extraction and precise light management. Specify Batwing, Glare Control, Diffused (Lambertian), Room Fill or Ceiling Wash Optics.

Light Output (3) Standard individually controlled (Indirect & Direct) lumen packages are available: Low (ULL/DLL), Medium (UML/DML) and High (UHL/DHL). Specified Lumen Output (SLO) packages available. Please see the (SLO) configurator at ExtantLighting.com.

LEDs Latest generation of premium Nichia 3-step MacAdam Ellipse LED's available in (90+ CRI) 2700K, 3000K, 3500K, 4000K or (80+ CRI) 3000K, 3500K or 4000K. LED modules are easily accessible and replaceable.

Voltage Universal 120/277V (VU) and 347V (V3) available. Consult factory for driver options when 347V is specified.

Emergency Battery Factory provided low profile 10W emergency battery for UL924 required 90-minute run time (optional).

Finish Standard finishes include silver anodized, powder coated white or powder coated black. Custom anodized and powder coated finishes available (RAL number matched). Power cord and canopy finish options are white, black or silver.

Continuous Rows Innovative Toolless Latch System ensures simple installation. Seamless continuous rows with no lens breaks, pixelation or hot spots up to 400 feet with MEODF or 250 feet with MEOGC.

Mounting Mullion or Over Door mount with Back Feed or End Feed Options

Approvals UL and cUL Listed. Approved for Dry/Damp locations. Made in the USA. JA8 Approved.

Lumen Maintenance (L70) 70% of initial light output = Reported > 60,000 hours | Calculated > 200,000 hours (L90) 90% of initial light output = Reported > 60,000 hours | Calculated > 200,000 hours.

Warranty HTG 1 offered with a 5-year limited warranty. 5-year limited warranty covers LED, driver and fixture. For further details, refer to General Warranty and Obligations at ExtantLighting.com.

Patents Extant Lighting's intellectual property is protected under Patent Pending Status by the U.S. Patent Office.

* Due to our culture of always striving for product enhancement, specifications and information within this document are subject to change without notice. 2020 Extant Lighting, Inc. All rights reserved.

Continuous Row Detail

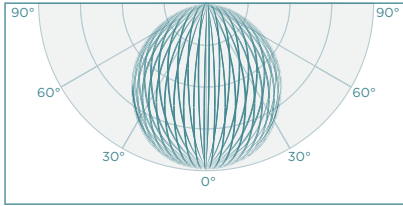
NOTE: Detail below is specific to the Surface Wall only. For additional Continuous Row Detail, please visit ExtantLighting.com

Nominal Row Length (ft)	Segment Lengths (ft)	Overall Row Length
9	5 + 4	9' 1/2"
10	6 + 4	10' 1/2"
11	7 + 4	11' 1/2"
12	8 + 4	12' 1/2"
13	8 + 5	13' 1/2"
14	8 + 6	14' 1/2"
15	8 + 7	15' 1/2"
16	8 + 8	16' 1/2"
17	8 + 5 + 4	17' 1/2"
18	8 + 6 + 4	18' 1/2"
19	8 + 7 + 4	19' 1/2"
20	8 + 8 + 4	20' 1/2"
21	8 + 8 + 5	21' 1/2"
22	8 + 8 + 6	22' 1/2"
23	8 + 8 + 7	23' 1/2"
24	8 + 8 + 8	24' 1/2"
25	8 + 8 + 5 + 4	25' 1/2"
26	8 + 8 + 6 + 4	26' 1/2"
27	8 + 8 + 7 + 4	27' 1/2"
28	8 + 8 + 8 + 4	28' 1/2"
29	8 + 8 + 8 + 5	29' 1/2"
30	8 + 8 + 8 + 6	30' 1/2"
31	8 + 8 + 8 + 7	31' 1/2"
32	8 + 8 + 8 + 8	32' 1/2"
33	8 + 8 + 8 + 5 + 4	33' 1/2"
34	8 + 8 + 8 + 6 + 4	34' 1/2"
35	8 + 8 + 8 + 7 + 4	35' 1/2"
36	8 + 8 + 8 + 8 + 4	36' 1/2"
37	8 + 8 + 8 + 8 + 5	37' 1/2"
38	8 + 8 + 8 + 8 + 6	38' 1/2"
39	8 + 8 + 8 + 8 + 7	39' 1/2"
40	8 + 8 + 8 + 8 + 8	40' 1/2"
41	8 + 8 + 8 + 8 + 5 + 4	41' 1/2"
42	8 + 8 + 8 + 8 + 6 + 4	42' 1/2"
43	8 + 8 + 8 + 8 + 7 + 4	43' 1/2"
44	8 + 8 + 8 + 8 + 8 + 4	44' 1/2"
45	8 + 8 + 8 + 8 + 8 + 5	45' 1/2"
46	8 + 8 + 8 + 8 + 8 + 6	46' 1/2"
47	8 + 8 + 8 + 8 + 8 + 7	47' 1/2"
48	8 + 8 + 8 + 8 + 8 + 8	48' 1/2"

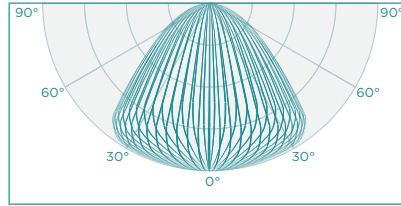


Microstructure EdgeTech Optics (MEO)™

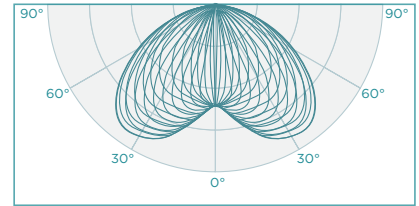
MEO™ Optics can be specified in direct and indirect orientation. Our innovative MEO™ design utilizes high efficiency Microstructure Lenses and Light Guide Plates for high optical extraction and precise light management. MEO™ delivers exceptional light quality with seamless illumination and uniformity with no pixelation, hot spots or lens breaks up to 500' continuous rows.



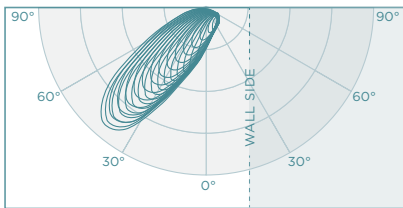
MEODF
LAMBERTIAN



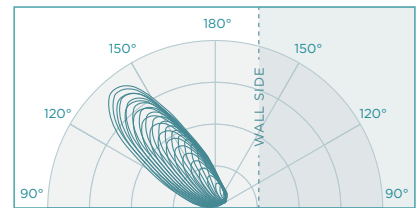
MEOGC
GLARE CONTROL



MEOBW
BATWING



MEORF
ROOM FILL

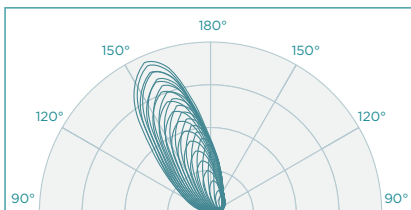


MEOCW
CEILING WASH

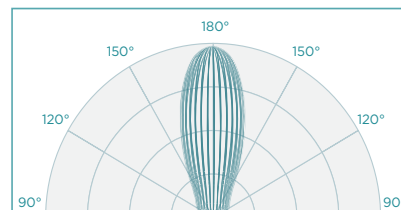
Precision Refractive Optics (PRO)

Precision Refractive Optics (PRO) are designed to produce precise optic control for diverse design applications. PRO Optics are only available in indirect orientation. PRO utilizes the latest in extruded lens technology that mount directly to the LED board channel to give optimum control.

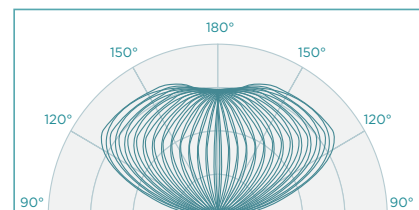
Please Note: The PRO optics are not a diffused light source. LED pixelation will be seen with this optic choice. If you want a completely diffused light source with no pixelation or hot spots, see our Microstructure EdgeTech Optics (MEO)™ options.



PROAY
ASYMMETRIC



PRONR
NARROW



PROWD
WIDE

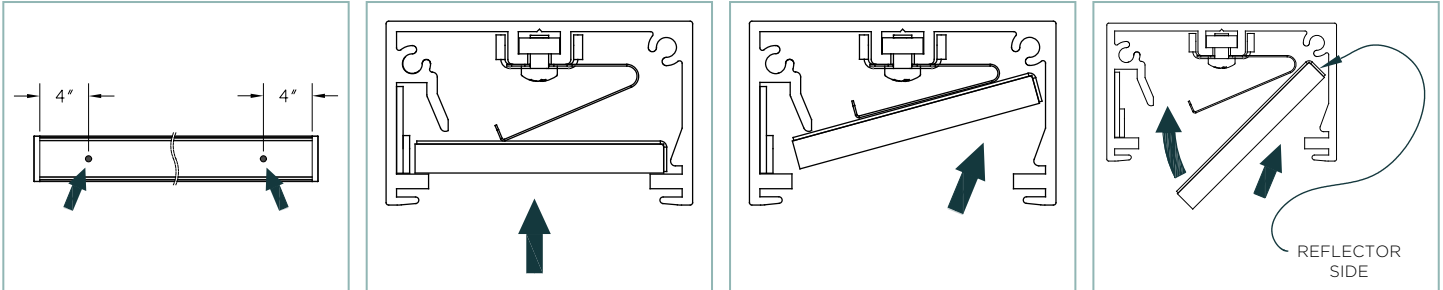


Thoughtful Engineering...

Thoughtful engineering is at the core of all of our fixture designs. All of our products are thoughtfully engineered and include innovative features that create a sophisticated fixture that is also contractor friendly and easy to install and service.

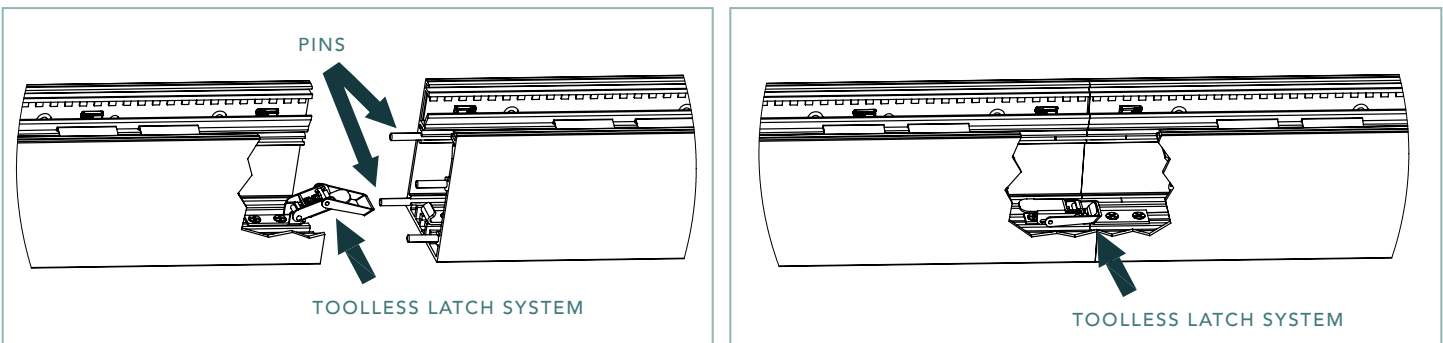
PUSH AND EJECT SYSTEM

Innovative "Push and Eject" System allows for toolless removal and installation of the Light Guide Plate. This thoughtful engineering creates easy access into the housing for simple installation and serviceability.



TOOLLESS LATCH SYSTEM

Our Toolless Latch System is designed to securely connect the extrusions of the continuous runs without the use of any tools, screws or external parts. Our innovative design allows the contractor to perfectly align the extrusion with the built-in alignment pins and cinch up the extrusion with the Toolless Latch System for a tight fit. The Toolless Latch System eliminates gaps and ensures perfect alignment.



QUICK-CLICK 5-WIRE SYSTEM

Our Quick-Click 5-Wire System connects the continuous run through wiring with a simple push and click connection. The Quick-Click System is contractor friendly and decreases installation time and cost and ensures proper wiring.

