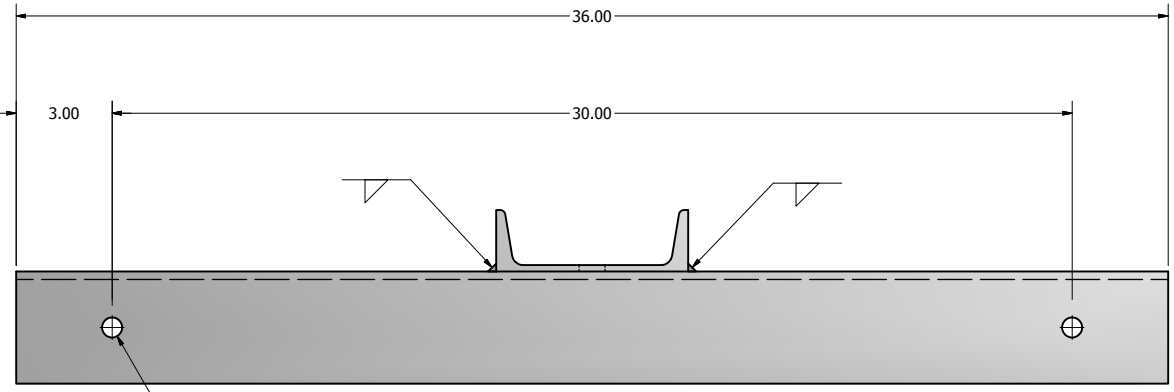
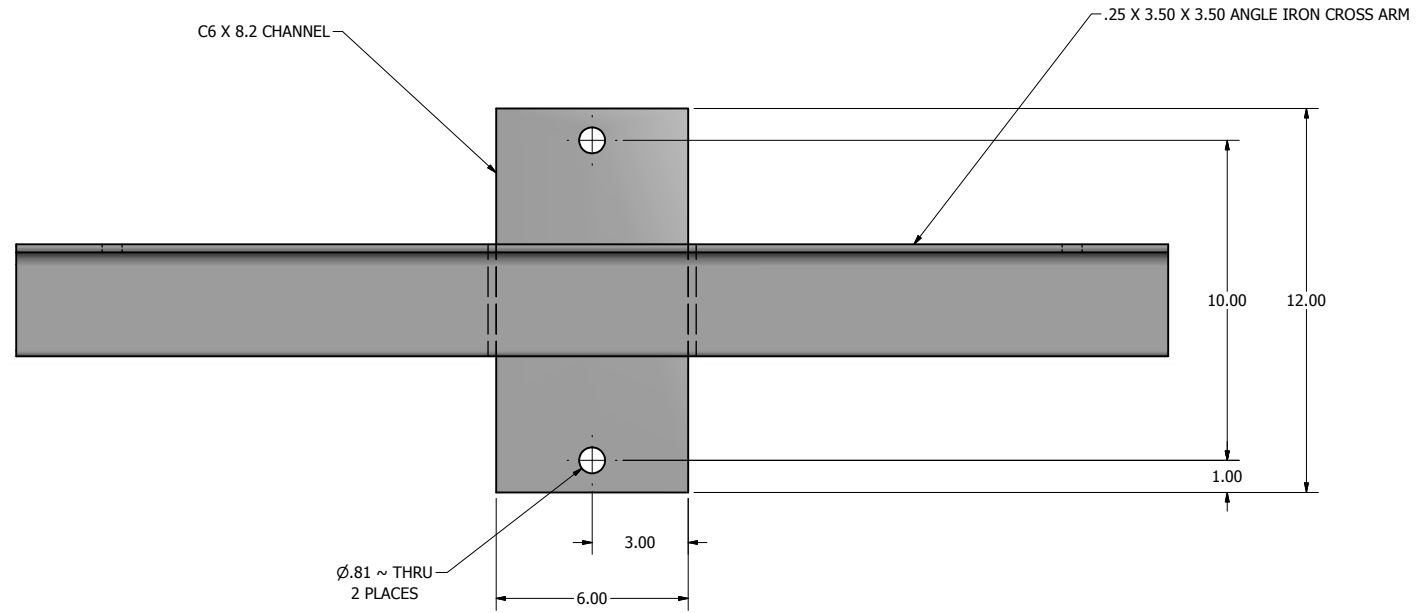


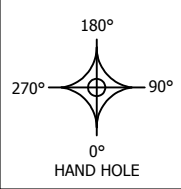
PXBW BRACKET SPECIFICATIONS		
CATALOG #	# OF FIXTURES	EPA (SQ. FT.)
PXBW-2	2	1.55



DRILLED PER FIXTURE REQUIREMENTS



NOTE: PXBW CROSS ARM BRACKETS ARE CONSTRUCTED WITH STRUCTURAL ANGLE IRON & C CHANNEL CONFORMING TO ASTM A-36 HRS SPECIFICATIONS. PXBW BRACKETS ARE DESIGNED FOR DIRECT SIDE MOUNTING TO WOOD POLES. BRACKETS SHALL HAVE A POLYESTER POWDER COAT FINISH IN A STANDARD COLOR.



DRAWN: M. HARVALA	2/9/2015
CHECKED	
REVISION:	DATE:
APPROVED:	
QUOTE:	
S.O.#	
REF:	SCALE: NONE

**UNITED LIGHTING STANDARDS**  
A DWH COMPANY

23171 Groesbeck Hwy.  
 Warren, MI 48089  
 P: (586) 774-5650 | F: (586) 774-5706  
[www.unitedlightingstandards.com](http://www.unitedlightingstandards.com)

SOME GEOGRAPHICAL AREAS HAVE SPECIAL WIND CONDITIONS THAT CAN CREATE WIND INDUCED VIBRATIONS CAUSING A FATIGUE PROBLEM. NO METHOD HAS YET BEEN FOUND FOR PREDICTING DESTRUCTIVE LIGHTING POLE VIBRATION. THESE CONDITIONS ARE UNIQUE AND CANNOT BE GUARANTEED AGAINST, AND ARE THE RESPONSIBILITY OF A LOCAL SITE ENGINEER.		
TITLE:		
CATALOG:		
DWG NO: PXBW-2	SIZE: C	SHEET 1 OF 1