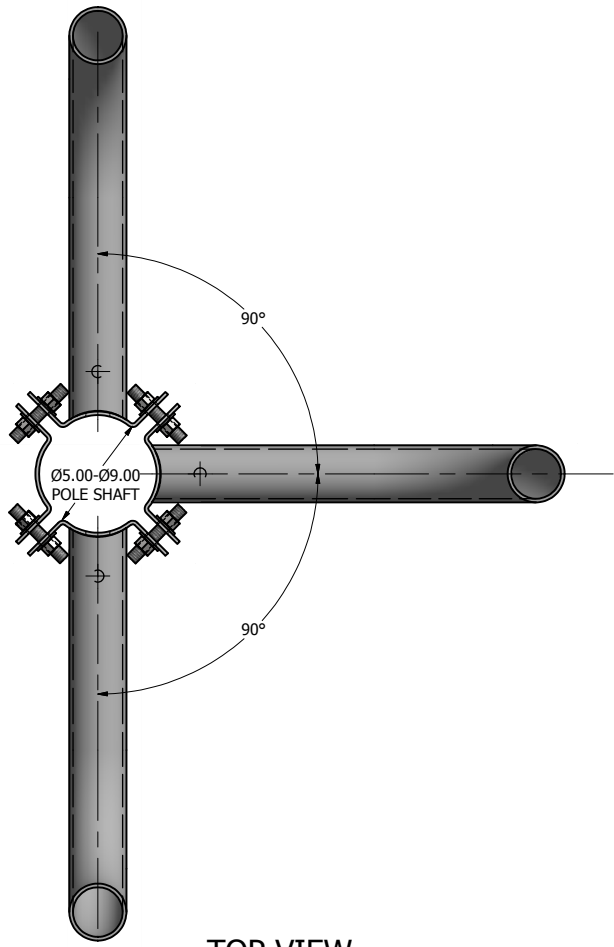
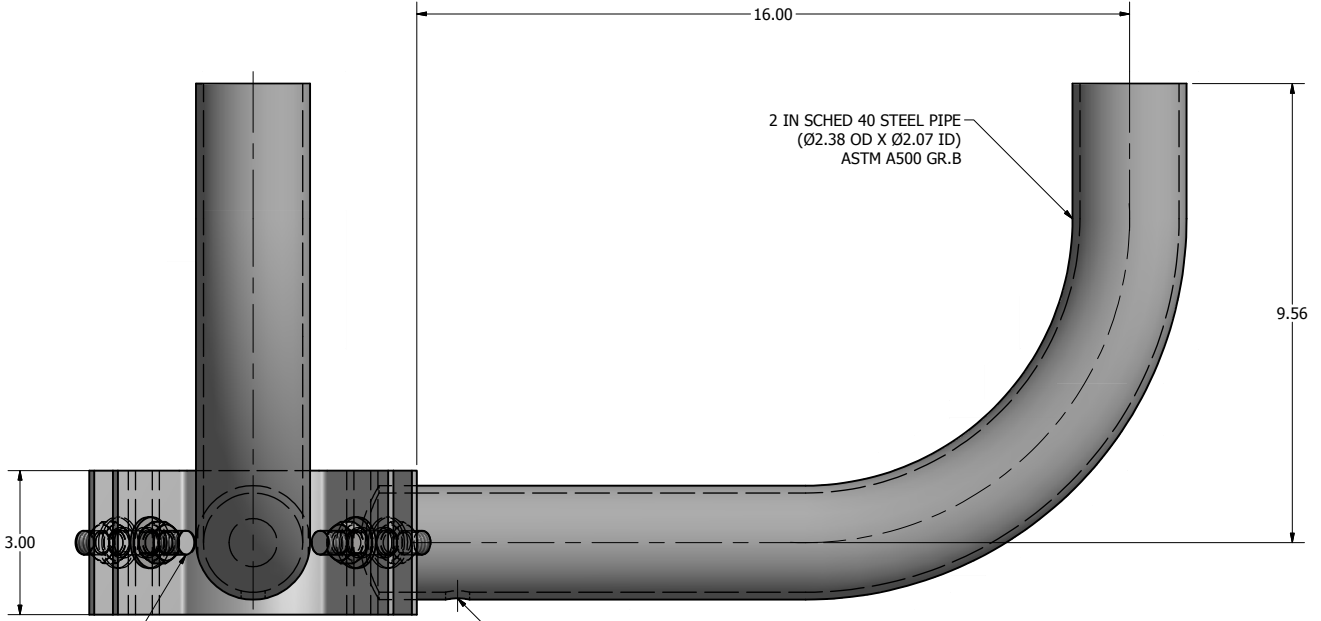


PCB FLOODLIGHT BRACKETS			
CATALOG #	# OF FLOODLIGHTS	POLE SIZING	LUMINAIRE WEIGHT (PER ARM)
PCB3-3	3	5.00-9.00 DIA	50 LBS. MAX



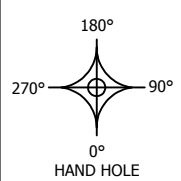
TOP VIEW



- (4) 5/8-11 UNC X 3.00" THREADED ROD
- (8) 5/8 SAE FLAT WASHER
- (8) 5/8 LOCK WASHER
- (8) 5/8-11 UNC HEX JAM NUT

Ø.50
WIRE ACCESS
3 PLACES

NOTE: LUMINAIRE WEIGHT PER ARM 50 LBS MAX.
FINISH: BRACKET SHALL BE POLYESTER POWDER COAT FINISH IN A STANDARD COLOR OR HOT DIPPED GALVANIZED FINISH PER ASTM A123 SPECIFICATIONS.



DRAWN: L. GRUNIS	3/3/2017
CHECKED	
REVISION:	DATE:
APPROVED:	
QUOTE:	
S.O.#	
REF:	SCALE: NONE

UNITED LIGHTING STANDARDS
A DWH COMPANY

23171 Groesbeck Hwy.
 Warren, MI 48089
 P: (586) 774-5650 | F: (586) 774-5706
www.unitedlightingstandards.com

SOME GEOGRAPHICAL AREAS HAVE SPECIAL WIND CONDITIONS THAT CAN CREATE WIND INDUCED VIBRATIONS CAUSING A FATIGUE PROBLEM. NO METHOD HAS YET BEEN FOUND FOR PREDICTING DESTRUCTIVE LIGHTING POLE VIBRATION. THESE CONDITIONS ARE UNIQUE AND CANNOT BE GUARANTEED AGAINST, AND ARE THE RESPONSIBILITY OF A LOCAL SITE ENGINEER.		
TITLE:		
CATALOG:		
DWG NO: PCB3-3	SIZE: C	SHEET 1 OF 1