

RSL

CUSTOM LOW VOLTAGE LIGHTING

Petite Profile

LED Replacement System

SERIES

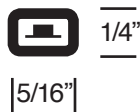
RPT12LED

- Slim, trim, and easy to conceal contour of continuous light
- Custom lengths manufactured to the inch nearest 1/4 inch
- 12v DC for economical power use
 - 50,000 hour average lifetime
- Completely dimmable light system
 - Dimmable and Non-Dimmable drivers are available
 - Drivers are installed remotely with secondary wiring running back to the light locations.
- Housing/Lens is clear polycarbonate plastic
- Can be mounted with VHB tape or silicone adhesive
- UL 94-VO flammability rated
- Lead wires are 18", unless ordered longer
- Maximum fixture length is 16 feet
- IP67 Rated

Can be used as a replacement fixture on RA, RN & RV Series

The RPT 12 Replacement System is our smallest profile fixture. The little package provides an abundance of rich light in a highly manageable form. These characteristics make the RPT 12 an excellent choice as a concealed light source for any bookcase, fixtures/display, or cabinet application.

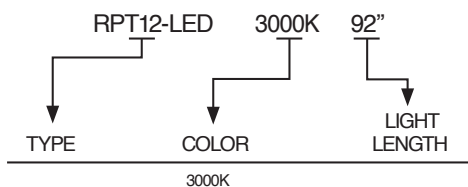

WINE DISPLAY:



ACTUAL SIZE



RSL
RPT
Petite
LED



ORDER/SPECIFY BY
CATALOG NUMBERS





CUSTOM LOW VOLTAGE LIGHTING

Petite Profile

LED Replacement System

SERIES

RPT12LED

	DESCRIPTION	RATING	NOTES
DIM	36w. Dimmable- Magnetic, 120v/ 12v DC	UL/3R	ETL System Listed with RSL LEDs
	60w. Dimmable -Magnetic, 120v/ 12v DC	UL/3R	ETL System Listed with RSL LEDs
	240w. Dimmable -Magnetic, 120v/ 12v DC	ETL/3R	ETL System Listed with RSL LEDs
	60w. Dimmable – 277v Driver	UL/3R	Call for pricing - Allow 3 weeks for delivery
	240w. Dimmable – 277v Driver	ETL/3R	Call for pricing - Allow 3 weeks for delivery
NON DIM.	35w. Indoor/Outdoor LED Driver	UR	Non-Dimmable
	60w. Indoor/Outdoor LED Driver	UR	Non-Dimmable

Custom fabricated fixtures are manufactured to the exact dimension required. Each LED fixture is built with an 18" lead wire from one end. NOTE: various fixtures permit the client to specify from which end the lead wires exit. The maximum fixture length for any type is 16 feet (192 inches.) (Please consult with an RSL representative for solutions on extra-long lengths.) When pricing, always round up to the nearest half foot.

12 VOLT		Driver Power – Fixture Length Max RSL's recommended fixture lengths/driver	
		15 Watts	
DIM	36w. Driver		10'
	60w. Driver		19'
	240w. Driver (4-60w. drivers)		76'
NON DIM.	35w. Driver		10'
	60w. Driver		19'

TEMP (K)	COLOR	BRIGHTNESS LUMENS/FOOT	LED SPACING	CRI	POWER CONSUMPTION WATTS/FT.
2400K	Very Warm White	202	0.66"	80+	2.6
2700K	Warm White	181	0.66"	80+	2.6
3000K	Soft White	186	0.66"	80+	2.6
4000K	Neutral White	210	0.66"	80+	2.6
6500K	Daylight White	208	0.66"	80+	2.6



ROBERTS STEP-LITE SYSTEMS ■ 8100 SW 15th St. ■ Oklahoma City, OK 73128
 info@robertsstemplite.com ■ www.robertsstemplite.com
 405.728.4895 ■ 800.654.8268 ■ F: 405.728.4878

