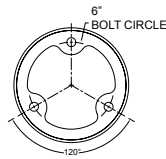
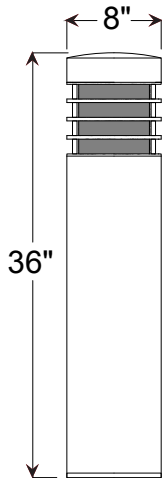


Quick Ship

Project: _____

Fixture Type: _____ Quantity: _____

Customer: _____



Specifications

Material:
All parts are durable, high strength aluminum extrusion and spinings. All mounting hardware shall be stainless steel or zinc plated steel.

Lens:
Clear acrylic lens.

Mounting:
Standard anchor bolts are 3/8" x 12" x 3". Bolts, nuts and washers shall be hot dipped galvanized steel. Bolt pattern diameter is 6".

Drivers:
Universal voltage 120-277 is standard. 0-10V dimming is standard for LED towers. 0-10V, TRIAC and ELV dimming to 1% protocols are standard for LED modules.

See page 2 table for LED engine and driver specs, voltage and dimming protocols.

Finish:
A polyester powder coat high quality finish is electro-statically applied and baked at 430° for exceptional durability and color retention. Products undergo an intensive five-step cleansing and pretreatment process for maximum paint adhesion.

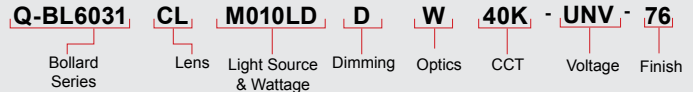
Marine grade finish provides superior salt, humidity and UV protection. This coating withstands up to 3000 hours of continuous salt spray, comes with a 5-year warranty and is available in either a textured or gloss surface.

Modifications:
Consult factory for custom or modified designs.

**Q-BL6031
LED**

Weight: 17.5 lbs

Catalog Logic



Catalog Number



1 LENS	
CL	(Clear Acrylic, Module Only)
FR	(Frosted Acrylic)

2 LIGHT SOURCE & WATTAGES	
M010LD	(10w, 1250 lumen, Cree Module)
M016LD	(16w, 2000 lumen, Cree Module)
M024LD	(24w, 3000 lumen, Cree Module)
T042LD4	(42w Tower; 400ma Driver)

3 DIMMING	
D	(Dimming)

See page 2 table for LED engine and driver specs, voltage and dimming protocols

4 OPTICS	
Tower	Module
T5 (Type V)	W (T5 Wide Distribution with Dome LED Lens)
	N (T5 Narrow Distribution with Flat LED Lens)

5 COLOR TEMPERATURE (CCT)		
Tower		Module
40K	(4000K)	27K (2700K)
		30K (3000K)
		35K (3500K)
		40K (4000K)

6 VOLTAGE	
UNV	(120-277)

7 FINISHES					
Standard Grade	Marine Grade		Standard Grade	Marine Grade	
40	NA	Raw Unfinished	53	100	Copper Clay
41	101	Black	56	109	Silver
42	102	Forest Green	61	106	Black Verde
43	114	Bright Red	70	118	Painted Chrome
44	107	White	71	105	Painted Copper
45	112	Bright Blue	72	108	Textured Black
46	123	Sunny Yellow	73	125	Matte Black
47	120	Aqua Green	76	121	Textured Architectural Bronze
49	NA	Galvanized	77	127	Textured White
50	111	Navy	78	124	Textured Silver
51	103	Architectural Bronze	10	130	Aspen Green
52	104	Patina Verde	11	131	Cantaloupe
12	133	Lilac	13	132	Putty

Consult factory for additional paint charges and availability

Project: _____
 Fixture Type: _____ Quantity: _____
 Customer: _____

LED PERFORMANCE

MODULE				
LED Wattage	CCT	Typical Luminous Flux	System Wattage	Typical Efficacy
10W	2700K	1250	12W	125
	3000K	1250	12W	125
	3500K	1250	12W	125
	4000K	1250	12W	125
16W	2700K	2000	19W	125
	3000K	2000	19W	125
	3500K	2000	19W	125
	4000K	2000	19W	125
24W	2700K	3000	28W	125
	3000K	3000	28W	125
	3500K	3000	28W	125
	4000K	3000	28W	125

TOWER				
LED Wattage	CCT	Typical Luminous Flux	System Wattage	Typical Efficacy
42W	4000K	4905	45w	109

MODULE SPECIFICATION

- Efficacy 65-125 lumens per watt
- Life: L70 50,000 hours
- Color temp: 2700K,3000K,3500K and 4000K
- CRI: >90

MODULE DRIVER SPECIFICATION

- Input Voltage: 120-277 Volts; 50/60Hz
- Dimmable down to 1%
- 0-10V, TRIAC and ELV dimming protocols are standard.
- Output Current: Constant Current: 440mA to 940mA (model dependent)
- Driver Efficiency > 80%; Power Factor > 0.9
- Integral Surge Protection in conformance to ANSI C62.41 Category A

MODULE LISTINGS

- Fully compliant with the RoHS Directive
- Certifications: CE/UL

TOWER SPECIFICATION:

- Efficacy ranges from 80-116 lumens per watt
- Customized lens precisely directs the light
- Operating temperature of -30C to 55C
- Life: L70 is 60,000 hours
- PLATFORM CCT: 2700K, 3000K,3500K, and 4000K
- TOWER CCT: 4000K
- CRI: >70
- Parallel circuitry ensures consistent light output in the event of single LED failure

TOWER DRIVER SPECIFICATION:

- Operates at 400mA
- Dimmable down to 10%
- Built in surge protection
- Constant current output 50/60HZ
- Driver Efficiency > 90% power factor above 99%
- 120 – 277 volts
- 0-10V dimming protocol is standard

TOWER LISTINGS

- Fully compliant with the RoHS Directive
- Certifications: ETL
- Rated IP65 with an optional IP66 rating

WARRANTY

See www.ANPLighting.com for complete fixture warranty.

- 5 year limited warranty on Modules/Drivers
- 7 year limited warranty* on Tower LED engines
- 5 year limited warranty* on Tower Drivers

*Limited Warranty: A typical year is defined as 4380 hours of operation. Failure defined as more than 10% of the total tower LED's not operating.