

## LLEDR5HO

### LED REMOTE CAPABLE THERMOPLASTIC EMERGENCY UNIT

#### STANDARD



#### OPTIONAL



#### ILLUMINATION

- Long lasting, efficient ultra bright white LED lamp heads.
- 1.0 watt (8 LEDs x 0.125) per head.
- High performance chrome-plated metallized reflector and plastic lens for optimal light distribution.
- Adjustable LED lamp heads provides optimal center-to-center spacing.

#### ELECTRICAL

- Dual 120/277 voltage standard.
- Charge rate/power "ON" LED indicator light and push-to-test switch for mandated code compliance testing.
- 3.6V long life, maintenance-free, rechargeable NiCd battery.
- Remote Capacity of 3.0 Watts
- Internal solid-state transfer switch automatically connects the internal battery to LED lamp heads for minimum minute emergency illumination.
- Fully automatic solid-state, two rate charger initiates battery charging to recharge a discharged battery in 24 hours.

#### MOUNTING

- Universal knockout pattern on back plate for surface mount. Snaps into place making internal electrical connections
- Suitable for wall or ceiling mount.
- Knockout for conduit applications.

#### HOUSING

- Injection-molded, engineering grade, 5VA flame retardant, high-impact resistant, thermoplastic in white or black finish.

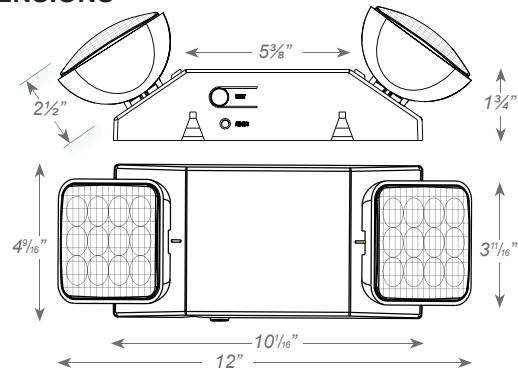
#### ORDERING INFORMATION

MODEL	HOUSING COLOR		OPTIONS	
LLEDR5HO	(blank)	White	SDT	Self-Diagnostics
	B	Black	HL	High-Lumen
			SPV	208/220/240 volt, 50/60 Hz <sup>1</sup>
			CSA	120/347V, 60Hz Input Title
			CEC	20 Compliant <sup>2</sup>

#### WARRANTY / LISTING

- Five year warranty on all electronics and housing. Battery prorated for five years.
- UL Listed for damp locations. (0°C – 50°C)
- Meets UL924, NFPA 101 Life Safety Code, NEC, OSHA, Local and State Codes.

#### DIMENSIONS



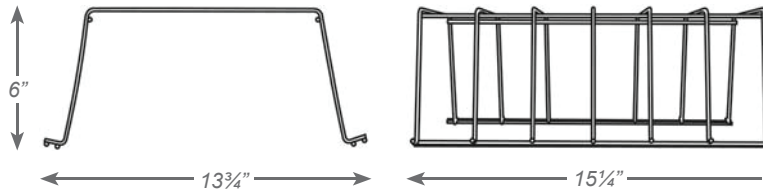
#### OPTIONS

- SDT: Self-diagnostic feature performs monthly, biannual, and annual tests to ensure reliable operation and meets electrical and life safety codes.
- HL: 12-LED heads provide increased center-to-center spacing (1.5W per head).
- SPV: UL Listed for 208/220/240 Volt, 50/60Hz.
- CSA: Tested 120/347V to meet requirements of CSA C22.2 No. 141.10 standard for emergency lighting equipment.
- CEC: Certified to CEC under Title 20 Regulations.

## WIRE GUARDS

### WIRE GUARD

- Durable 9-gauge steel construction.
- Mounting hardware provided for easy field installation.



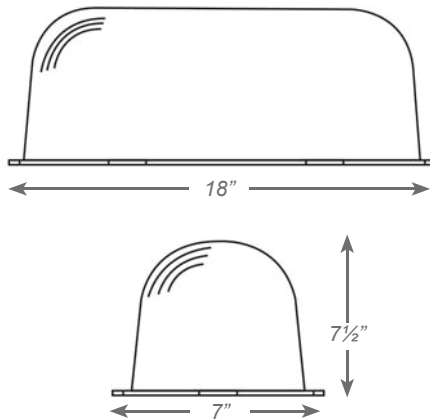
*WG-1*



## VANDALSHIELDS

### HOUSING / MOUNTING

- High-impact resistant polycarbonate material.
- Mounting hardware provided for easy installation in the field.



*BG-R1*



## LED OUTDOOR POLYCARBONATE /DIE-CAST REMOTE HEAD

### ILLUMINATION

- Long lasting, efficient, ultra bright white LED lamp heads.
- 1.0 watt (8 LEDs x 0.125 watt) per head.  
High performance chrome-plated metalized reflector and plastic lens for optimal light distribution.
- Adjustable LED lamp heads provide optimal center-to- center spacing.
- Optional high lumen heads are 1.5 watts (12 LEDs x 0.125 watt per head) and provide increased center-to-center spacing.

### ELECTRICAL

- Powered from low voltage power source with low voltage wiring (not provided).

### MOUNTING

- Universal mounting adapter plate included. Mounts to singlegang switch box.

- Distance of maximum run is determined by system voltage, wire gauge and total maximum wattage on the run.

- Suitable for wall or ceiling mount.

### HOUSING

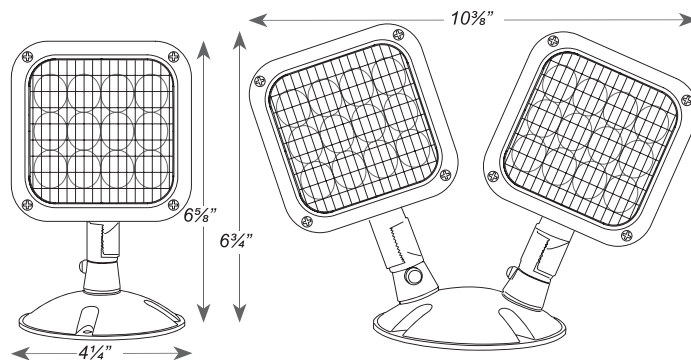
- Available in both engineering grade, high-impact resistant polycarbonate or premium grade die-cast aluminum housing.
- Sealed and gasketed in standard gray or black finish.

### WARRANTY/LISTING

- Five year warranty.
- UL Listed with approved products.
- Meets UL924, NFPA 101 Life Safety Code, NEC, OSHA, Local and State Codes.



### DIMENSIONS



### ORDERING INFORMATION

LLED5HO has 3.0 watts of remote capacity, choose remote heads accordingly

MODEL	No. of HEADS		OPTIONS		HOUSING		VOLTAGE		COLOR		LAMP TYPE <sup>1</sup>	
LLRHLED	1	Single Head	(blank)	For Standard	PWP	Polycarbonate	MV	For Use With	(blank)	Gray	(blank)	8 LEDs 1W
	2	Double Head	SDT	Non-Self-Diagnostic Fixtures For Use With Fixtures With A Self-Diagnostic Option	WP	Die-Cast		3.6V, 6V, 9.6V & 12V DC Power Source	B	Black	HL	12 LEDs 1.5W

## LED MINI INDOOR THERMOPLASTIC REMOTE HEAD

### ILLUMINATION

- Adjustable, long lasting, efficient, ultra bright white LED lamp heads.
- One, 0.5 watt white LED per lamp head
- Unique all-inclusive lamp, reflector and lens assembly.

### ELECTRICAL

- Powered from low voltage power source with low voltage wiring (not provided).

### MOUNTING

- Universal mounting adapter plate included. Mounts to single-gang switch box.
- Distance of maximum run is determined by system voltage, wire gauge and total maximum wattage on the run.
- Suitable for wall or ceiling mount.

### HOUSING

- Injection-molded, engineering grade, 5VA flame retardant, high-impact resistant, thermoplastic in white or black finish.

### WARRANTY/LISTING

- Five year warranty.
- UL Listed with approved products.
- Meets UL924, NFPA 101 Life Safety Code, NEC, OSHA, Local and State Codes.

### ORDERING INFORMATION

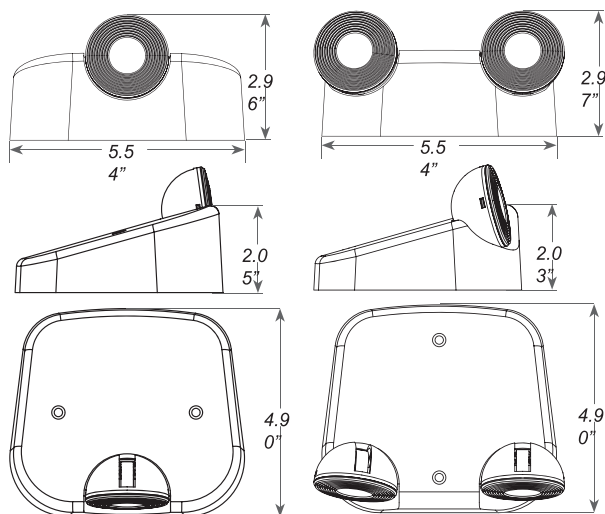
LLED5HO has 3.0 watts of remote capacity, choose remote heads accordingly

MODEL	No. of HEADS		HOUSING COLOR		VOLTAGE	
LLMRHLED	1	Single Head	(blank)	White	3.6V	For Use With 3.6V DC Power Source
	2	Double Head	B	Black		

<sup>1</sup> Wattage rating stated per head.



### DIMENSIONS





### LED INDOOR THERMOPLASTIC REMOTE HEAD

#### ILLUMINATION

- Long lasting, efficient, ultra bright white LED lamp heads.
- 1.0 watt (8 LEDs x 0.125 watt) per head.
- High performance chrome-plated metalized reflector and plastic lens for optimal light distribution.
- Adjustable LED lamp heads provide optimal center-to-center spacing.
- Optional high lumen heads are 1.5 watts (12 LEDs x 0.125 watt per head) and provide increased center-to-center spacing.

#### ELECTRICAL

- Powered from low voltage power source with low voltage wiring (not provided).

#### MOUNTING

- Universal mounting adapter plate included. Mounts to single-gang switch box.
- Distance of maximum run is determined by system voltage, wire gauge and total maximum wattage on the run.
- Suitable for wall or ceiling mount.

#### HOUSING

- Injection-molded, engineering grade, 5VA flame retardant, high-impact resistant, thermoplastic in white or black finish.

#### WARRANTY/LISTING

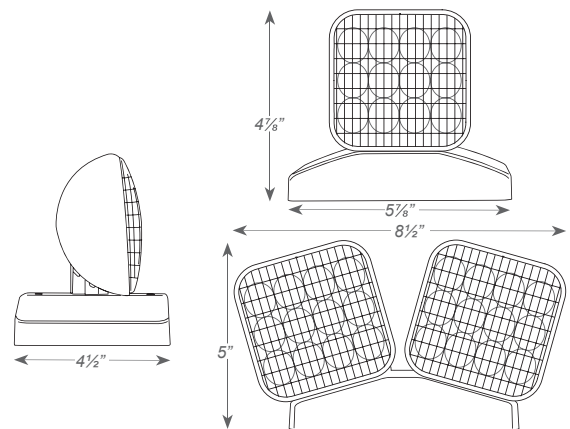
- Five year warranty.
- UL Listed with approved products.
- Meets UL924, NFPA 101 Life Safety Code, NEC, OSHA, Local and State Codes.

#### ORDERING INFORMATION

LLED5HO has 3.0 watts of remote capacity, choose remote heads accordingly



#### DIMENSIONS



*Reference individual unit equipment specification sheets for remote load capacity availability.*

<sup>1</sup> Wattage rating stated per head.

MODEL	No. of HEADS	OPTIONS	VOLTAGE	COLOR	LAMP TYPE <sup>1</sup>
LLRHLED	1 Single Head	(blank) For Standard Non-Self-Diagnostic	MV For Use With 3.6V, 6V, 9.6V & 12V DC Power Source	(blank) Gray B Black	(blank) 8 LEDs 1W HL 12 LEDs 1.5W
	2 Double Head	SDT Fixtures For Use With A Self-Diagnostic Option			