

MediMode™ Behavioral

MULTI-FUNCTION RECESSED PATIENT ROOM LIGHT FOR BEHAVIORAL HEALTH

FEATURES

- Provides ambient, reading and examination illumination for the patient bed environment
- Designed to reduce risk of ligature, hiding of contraband and general damage to the luminaire
- Recommended by the New York State Office of Mental Health
- Available in 2x4 and 2x2 models for flange applications
- All compartments are lensed for visual comfort
- A 0.25" thick polycarbonate lensed door provides enhanced protection
- Optical assembly and electrical components accessible from below the ceiling
- Standard antimicrobial finish



SPECIFICATIONS

CONSTRUCTION

- 20-gauge, one-piece, seam welded CRS housing
- 18-gauge, one-piece CRS door frame with 0.250" clear polycarbonate lens secured from behind with full-length brackets
- Internal optical frame with metal reflector and diffusing lenses
- The housing and reflectors are painted with a polyester white powder coat with an antimicrobial additive to inhibit the growth of microbes

OPTICS

- The LED source is available in 3000K, 3500K, 4000K and 5000K CCT with standard > 90 CRI with high R9 for excellent color rendering
- Optimal life > 60,000 hours at 80% lumen maintenance

INSTALLATION

- MediMode is flange (F) mounted utilizing yoke ceiling brackets
- The door frame is secured to the housing with perimeter, stainless steel center-pin Torx® head screws painted to match door frame
- The door frame is supported from the housing via aircraft cable tethers during internal access

ELECTRICAL

- Available in universal 120V-277V; 50/60 Hz. Each mode of operation is controlled independently by a dedicated electronic driver
- Drivers are suitable for 0-10V dimming down to 1%. Contact factory for other supply voltage needs
- The MediMode luminaire is wired to have independent control of ambient/reading and exam function
- Dual-Switched (DS) - For multi-function use where ambient/reading and exam functions are controlled separately
- Single-Switched (SS) - For ambient lighting use where all compartments are switched together

CERTIFICATIONS

- Built and tested to UL1598 standard and bears the cCSAus label for Wet Locations in covered ceilings
- Recommended by the New York State Office of Mental Health for low, medium and high risk behavioral spaces
- Photometrically tested per IESNA-79 standards and LM-80 compliant
- UL Sanitation rated

WARRANTY

- 5 year warranty

KEY DATA	
Lumen Range	2,508–16,701
Wattage Range	41–169
Efficacy Range (LPW)	60–99
Reported Life (Hours)	L80/60,000
Input Current Range (Amps)	.15–1.4

MediMode™ Behavioral

MULTI-FUNCTION RECESSED PATIENT ROOM LIGHT FOR BEHAVIORAL HEALTH

ORDERING GUIDE

Example: MDMB24-9-40-F-120-NA

CATALOG #

MDMB		Size	CRI	Color Temp	Switching	F	Voltage
Model						Ceiling/Mounting	
MDMB	MediMode Patient Room Luminaire for Behavioral Applications	22 2x2 (nom.)	9 90 CRI ¹	30 3000K	Blank Ambient/Reading and Exam functions switched separately ¹ SS All functions switched together	F Flange Mount	U Universal (120-277) 120 120
		24 2x4 (nom.)	8 80 CRI	35 3500K 40 4000K 50 5000K			

Options	
NA	Night Light Amber (590nm), (120V only)
NW	Night Light White (3000K), (120V only)
WT	White internal aluminum rails
ELL14	Emergency battery pack ²
GMF	Slow blow fuse

Notes:
 1 Default selection unless specified otherwise
 2 2x4 only

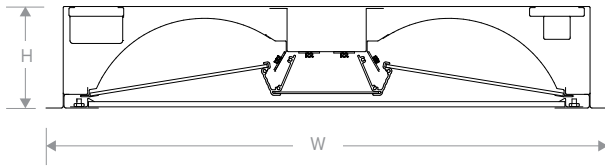
PERFORMANCE

CRI	Model	CCT	Dual-Switched						Single-Switched		
			Ambient/Reading			Exam (Exam + Ambient/Reading)			All compartments		
			Lumens	Input Watts	LPW	Lumens	Input Watts	LPW	Lumens	Input Watts	LPW
> 90	MDMB22	3000K	2,508	42	60	6,038	84	72	2,941	41	72
		3500K	2,562	42	61	6,168	84	73	3,004	41	73
		4000K	2,616	42	62	6,298	84	75	3,067	41	75
		5000K	2,785	42	66	6,705	84	80	3,265	41	80
	MDMB24	3000K	5,751	84	68	13,479	169	80	7,817	106	74
		3500K	5,874	84	70	13,768	169	81	7,985	106	75
		4000K	5,997	84	71	14,057	169	83	8,153	106	77
		5000K	6,385	84	76	14,966	169	89	8,680	106	82
> 80	MDMB22	3000K	2,885	42	69	6,945	84	83	3,383	41	83
		3500K	2,982	42	71	7,180	84	85	3,497	41	85
		4000K	3,028	42	72	7,291	84	87	3,551	41	87
		5000K	3,108	42	74	7,482	84	89	3,644	41	89
	MDMB24	3000K	6,614	84	79	15,503	169	92	8,991	106	85
		3500K	6,837	84	81	16,026	169	95	9,295	106	88
		4000K	6,943	84	83	16,274	169	96	9,438	106	89
		5000K	7,125	84	85	16,701	169	99	9,686	106	91

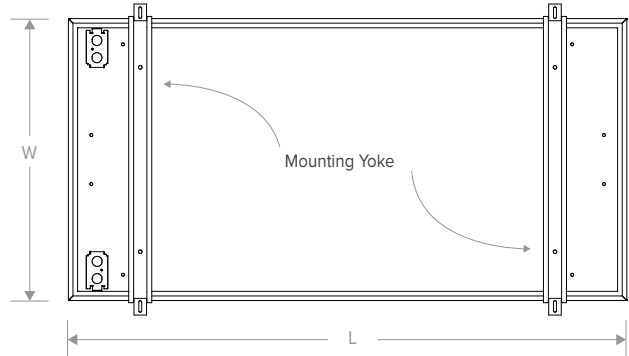
MediMode™ Behavioral

MULTI-FUNCTION RECESSED PATIENT ROOM LIGHT FOR BEHAVIORAL HEALTH

DIMENSIONS



CROSS-SECTION VIEW



2X4 BACK VIEW

Model	H	W	L	Ceiling Opening
MDMB22	4.41" (112.0 mm)	24.48" (621.8 mm)	24.48" (621.8 mm)	23.38x 23.38" (593.9 mm x 593.9 mm)
MDMB24	4.41" (112.0 mm)	24.48" (621.8 mm)	48.48" (1231.4 mm)	23.38" x 47.38" (593.9 mm x 1203.5 mm)

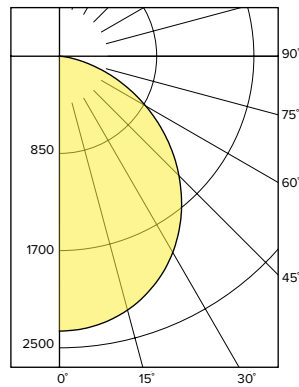
PHOTOMETRY

MDMB24-9-35 Dual-Switched Ambient/Reading

LUMINAIRE DATA

Test No.	18.01109
Description	Ambient/Reading
Delivered Lumens	5,874
Watts	84.4W
Efficacy	69.9
Mounting	Recessed

POLAR GRAPH



CANDELA DISTRIBUTION

0°	2404
5°	2393
15°	2304
25°	2112
35°	1801
45°	1416
55°	991
65°	566
75°	210
85°	24
90°	1

ZONAL LUMEN SUMMARY

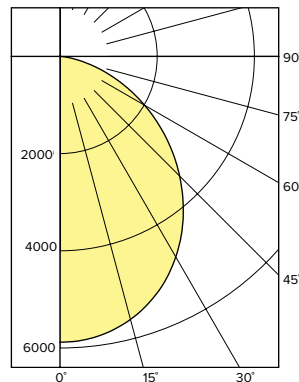
Zone	Lumens	% Luminaire
0-40	2978	50.7
0-60	4995	85.0
0-90	5874	100.0
0-180	5874	100.0

MDMB24-9-35 Dual-Switched Examination

LUMINAIRE DATA

Test No.	18.01108
Description	Examination (includes Ambient/Reading)
Delivered Lumens	13,768
Watts	168.9W
Efficacy	81.5
Mounting	Recessed

POLAR GRAPH



CANDELA DISTRIBUTION

0°	5881
5°	5846
15°	5553
25°	4970
35°	4140
45°	3188
55°	2217
65°	1288
75°	496
85°	53
90°	0

ZONAL LUMEN SUMMARY

Zone	Lumens	% Luminaire
0-40	7091	51.5
0-60	11731	85.2
0-90	13768	100.0
0-180	13768	100.0

MediMode™ Behavioral

MULTI-FUNCTION RECESSED PATIENT ROOM LIGHT FOR BEHAVIORAL HEALTH

PHOTOMETRY (CONTINUED)

MDMB24-9-35 Single-Switched

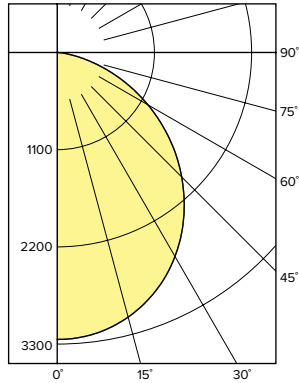
LUMINAIRE DATA

Test No.	18.01374
Description	Single Switch
Delivered Lumens	7,985
Watts	106.7W
Efficacy	74.9
Mounting	Recessed

ZONAL LUMEN SUMMARY

Zone	Lumens	% Luminaire
0-40	4009	50.2
0-60	6752	84.6
0-90	7985	100.0
0-180	7985	100.0

POLAR GRAPH




CANDELA DISTRIBUTION


0°	3248
5°	3232
15°	3102
25°	2837
35°	2427
45°	1925
55°	1369
65°	804
75°	309
85°	34
90°	1

TM-30 DATA

COLOR VECTOR GRAPHIC



COLOR DISTORTION GRAPHIC



— Reference Illuminant — Test Source

MBMB TEST RESULTS

CCT (K)	3464
Rf	92
Rg	100
CIE Ra	96
CIE R9	69-71