



# Harmony Series | HML-2 2x2

Date	Notes
Project	
Type	Qty



## Features

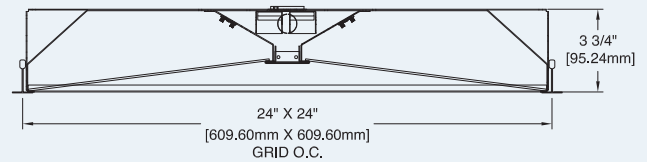
Steel housing, extruded aluminum divider rails w/specular aluminum inserts.

LED optimized optics for smooth even illumination without glare.

For installation in a wide variety of suspended grid ceilings, including Slot Grid and Tegular.

High efficiency driver for custom lumen packages. 0-10V dimming to 1% standard.

High efficacy LEDs in 80 or 90 CRI; two or three channel tunable white; tunable color.



## Ordering Guide

MODEL	OPTICS	CCT <sup>1</sup>	LUMENS <sup>2</sup>	SIZE	MOUNTING <sup>3</sup>	FINISH	OPTIONS
<b>HML-2-D</b>	<b>SI</b>			<b>22</b>			
HML-2-D Direct	SI = Satin Ice Acrylic	27 = 2700K 80CRI 30 = 3000K 80CRI 35 = 3500K 80CRI 40 = 4000K 80CRI 50 = 5000K 80CRI  90 CRI add *9" Ex: 940 = 4000K @ 90 CRI	LO = 2566 (21W, 122LPW)  SO = 3440 (28W, 122LPW)  HO = 4200 (35W, 120LPW)	22 = 2x2	G = Grid MG = Mini Grid  SG = Slot Grid  S = Surface F = Flange  See all mounting options page 2.	W = White CC = Custom Color  AMW = Anti-Microbial White	<b>DIMMING DRIVERS</b> DIM10 = 0-10V (1.0%) - Standard DIMSR = 0-10V (5.0%) Sensor Ready DIMST = Step Dimming (40%/100%) DALI = DALI (5.0%)  <b>LUTRON™ DIMMING DRIVERS</b> LDE1 = Hi-Lume™ 1% EcoSystem™ LDE5 = 5-Series 5% EcoSystem™ L3DA3W = Hi-Lume™ 1% 3-Wire LTEA2W = Hi-Lume 1% 2-Wire 120V  <b>SENSORS &amp; CONTROLS</b> ESN = Philips™ EasySense DAY = Daylight Harvesting OCC = Occupancy Sensor CAS = Casambi Bluetooth control VDO = Vive Sensor by Lutron  <b>EMERGENCY</b> EMC = Emergency Circuit GTD = Generator Transfer Device EPC4 = 4W Emergency Battery Pack EPC7 = 7W Emergency Battery Pack EPC10 = 10W Emergency Battery Pack EPC12 = 12W Emergency Battery Pack
		<b>TUNABLE WHITE &amp; COLOR<sup>1</sup></b>  <u>2-Channel White</u> 2DIM10 = for 0-10V 2DALI = for DALI 2DMX = for DMX 2PSQ = for Lutron 2SNS = for Signify 2CAS = for Casambi  <u>3-Channel White</u> 3DML = for DLM  <u>3-Channel Color</u> RGB  <u>4-Channel Color/White</u> RGBW  <u>5-Channel Color/Warm White/Cool White</u> RGBWW	Consult factory for additional lumen packages.  All values are nominal.				

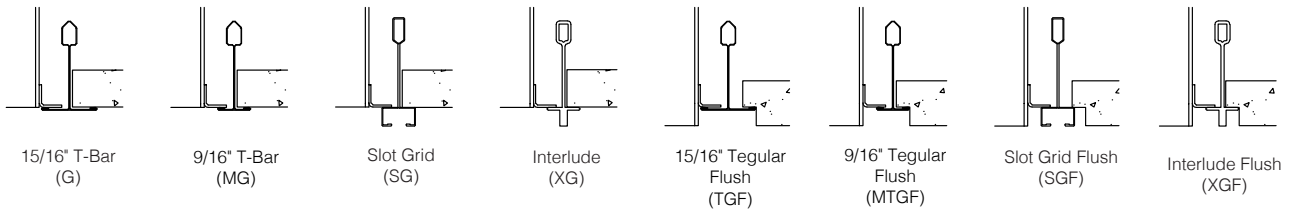
<sup>1</sup>Tunable white, tunable color and RGB/W options detailed on page 3.

<sup>2</sup>Delivered Lumens are Standard Output (SO) and Low Output (LO) at 80+CRI 4000K CCT. Use the following multiplier to estimate delivered lumens at other CCTs: 2700K = 0.94, 3000K = 0.96, 3500K = 0.98, 5000K = 1.02. All values nominal. See page 2 for photometry.

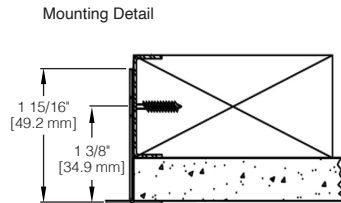
<sup>3</sup>See page 2 for ceiling mounting options details and full specifications.



## Mounting Options



## Drywall Ceiling



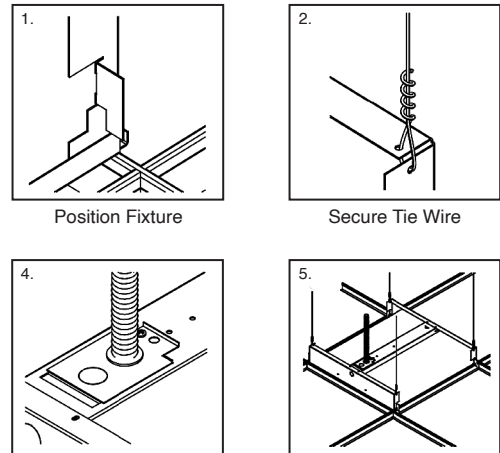
Flange Kit for drywall ceilings available:

- FK-14 for 1x4
- FK-22 for 2x2
- FK-24 for 2x4
- FK-44 for 4x4

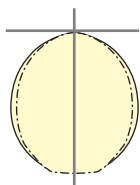
## Grid Ceiling

Five-step Universal Installation Sequence.

Complete Installation Instructions for grid and drywall ceiling types are available at: [www.dayolite.com](http://www.dayolite.com)



## Photometry



### HML-2-D-SI-SI-LO-22

CCT: 4000K  
WATTS: 21  
LUMENS: 2566  
LPW: 122  
Distribution:  
100% Direct

### HML-2-D-SI-40-SO-22

CCT: 4000K  
WATTS: 28  
LUMENS: 3440  
LPW: 122  
Distribution:  
100% Direct

### HML-2-D-SI-40-HO-22

CCT: 4000K  
WATTS: 35  
LUMENS: 4200  
LPW: 120  
Distribution:  
100% Direct

## Specifications

**CONSTRUCTION:** 20 gauge CRS housing and internal components. Extruded Aluminum divider rails with specular aluminum inserts.

**REFLECTOR:** 20 gauge CRS finished in highly reflective baked white enamel with pre-finished reflective LED tray.

**OPTICS:** LED optimized Satin Ice (SI) acrylic lay-in lenses.

**LED:** LED modules in 30/35/40 & 50K CCT, 80 CRI (90CRI available). Lumen maintenance  $L_{70} = 50,000$  hours. 3 SDCM color consistency.

**DRIVER** Standard driver is Class 2 AOC 0-10V to 1%, 120/277V input, PF > 90%, THD < 20 @ 120V. Additional dimming protocols available. All drivers prewired from factory for connection to control system (by others). Field replaceable.

**MOUNTING:** Standard installation is in an exposed inverted T-bar ceiling. Fixtures are supplied with four support brackets for additional support to T-bar. May also be installed in a plaster ceiling (F/TRL mounting option with Flange).

**FINISH:** Housing and components finished in baked white enamel. Canopies and pendant stems are white enamel unless otherwise specified.

**CERTIFICATION:** Luminaires are cETLus listed conforming to UL STD. 1598 and certified to CSA STD C22.2 NO. 250.0. Suitable for dry & damp locations. Union Made in the United States of America. I.B.E.W. RoHS compliant.

Day-O-Lite offers a variety of tunable white and tunable color options for a range of human centric applications and budgets. It is recommended that a recognized authority on the benefits and best practices of tunable white be consulted prior to specification. As a rule, fewer channels will provide a basic level of performance for budget conscious applications. Conversely, an increased number of channels, a wider CCT range, higher CRI and more precise color consistency may be more appropriate depending on the application and desired results.

**HOW TO SPECIFY**

Select from the various channel/control options below and insert desired **Ordering Code** into the **COLOR TEMP** column of the Ordering Guide on page 1. No need to add a dimming option as the codes include the chosen protocol.

**2-CHANNEL TUNABLE WHITE OPTIONS**

2700K - 6500K CCT range  
 1000L/ft LED modules @ 4000K  
 80+ CRI w/3SDCM color accuracy  
 10W/ft. nominal power

**Ordering Codes**

**2DIM10** for 0-10V control  
**2DALI** for DALI control  
**2DMX** for DMX control  
**2PSQ** for Lutron Quantum control  
**2SNS** for control via Signify SNS sensors  
**2CAS** for control via Casambi BLE wireless devices

**LEGRAND BLANCO MULTI-CHANNEL OPTIONS**

**Blanco-2**

Blanco-2 mixes two channels of white LEDs to approximate the blackbody curve for tunable white applications. CCT and intensity may be adjusted with controls by others.

3000K-5000K CCT range  
 1000L/ft LED modules @ 4000K  
 90+ CRI w/2SDCM color accuracy  
 10W/ft. nominal power

**Ordering Codes**

**B2DLM** for DLM control

**Blanco-3**

Blanco-3 mixes three channels of white LEDs across a wider range of color temperatures for more demanding tunable white applications. CCT and intensity may be adjusted with controls by others.

2700K-6500K CCT range  
 1000L/ft. LED modules @ 4000K  
 90+ CRI w/SDCM color accuracy  
 10W/ft. nominal power

**Ordering Codes**

**B3DLM** for DLM control

**RGB & RGBW TUNABLE COLOR**

RGB = Red, Green, Blue color mixing LEDs  
 RGB/W = Red, Green, Blue + White of chosen CCT  
 Dimming from 100% to 1%.  
 90+ CRI w/3SDCM color accuracy  
 10W/ft. nominal power

**Notes:**

RGB requires an RGB DMX or DALI controller (by others)

RGBW requires an RGBW DMX or DALI controller (by others)

All channels on one driver is standard, if isolating the White from the RGB channels is desired please consult factory.

RGB and RGBW are not recommended for tunable white applications.

**Ordering Codes**

**RGB** for DMX control  
**RGB27** for DMX control w/2700K white  
**RGB30** for DMX control w/3000K white  
**RGB35** for DMX control w/3500K white  
**RGB40** for DMX control w/4000K white  
**RGB50** for DMX control w/5000K white  
**RGB65** for DMX control w/6500K white  
 Add Suffix **DAL** for DALI Control to codes above.

**5-CHANNEL TUNABLE WHITE AND COLOR**

RGBWW = Red, Green, Blue, Warm White, Cool White.  
 Consult factory for RGBWW tunable white/color options.

Day-O-Lite makes no claims as to the psychological or physiological efficacy of the white color tuning options offered herein.