

LED FLOOD LIGHT



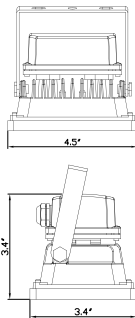
PRODUCT DESCRIPTION

LED Flood light series uses a die-casting aluminum housing, simple but beautiful. It is designed to replace halogen, sodium and MH floodlights. Long lifespan, high brightness output and superior quality.

SPECIFICATION

ABBFL15LED50

Depth: 3.4"
Width: 4.5"
Length: 3.4"
Max. Weight: 2.5 lbs



ELECTRICAL SYSTEM

- Input Voltage: 120-277V
- 50/60Hz
- Minimum ambient -40°C, maximum ambient 40°C
- Power Factor: > 0.9 at full load
- Total Harmonic Distortion: < 20% at full load

PERFORMANCE

CRI
70+

CCT
5000K

Projected Lifetime
L70 - 175,000 Hours

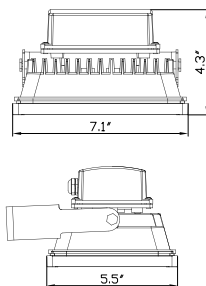
Working Temperature
-40 -104°F (-40-40°C)

Certifications

- cETLus Listed
- IP65 rated
- DLC qualified
- RoHS compliant
- Complies with 2013 California Title 24

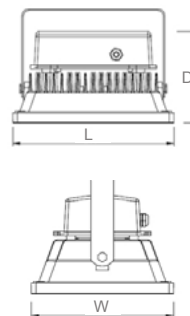
ABBFL25LED50

Depth: 4.3"
Width: 7.1"
Length: 5.5"
Max. Weight: 4 lbs



ABBFL45LED50

Depth: 5"
Width: 7.5"
Length: 9"
Max. Weight: 6.5 lbs



Ordering Information

Example: AB FL 45 LED 50

ABOVE ALL	Flood Light	Watts	Source type	CCT
ABB	FL	15 - 14 Watts	LED	50 - 5000K
ABB		25 - 24 Watts		
AB		45 - 42 Watts		

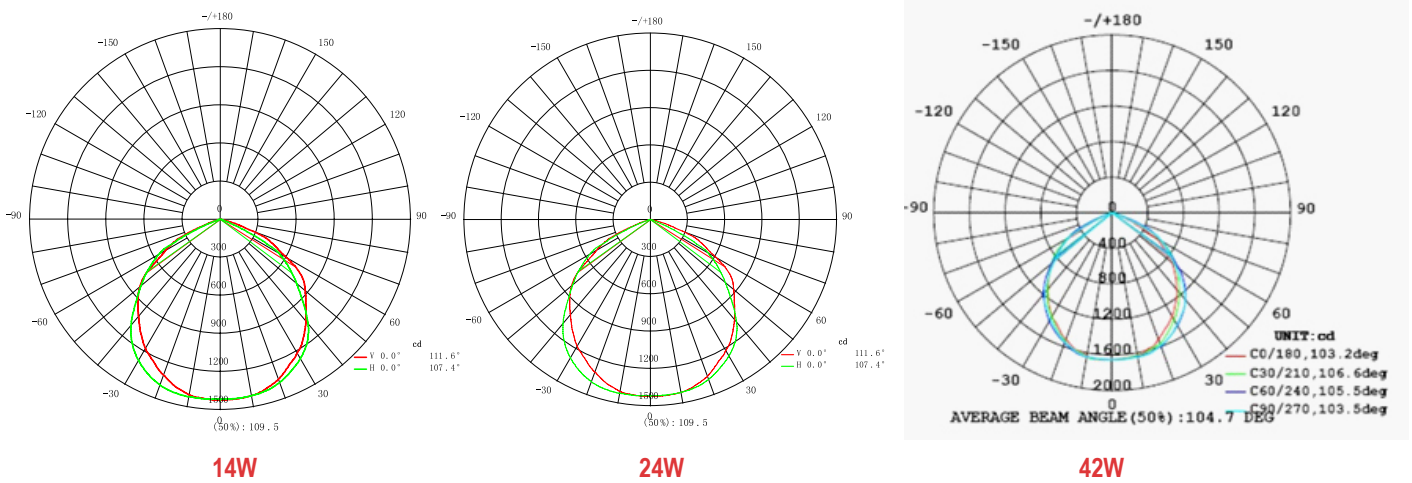
Notice:

1. DLC listed only with 5000K at present.

* Standard Finish as Dark Bronze. Special Order as other finish color - Please Ask Customer Service for Details.

PHOTOMETRY

All published luminaire photometric testing performed to IESNA LM-79-08 standards by a NVLAP certified laboratory.



PERFORMANCE DATA

LUMEN OUTPUT

Lumen values are measured by third party certified laboratories performed in accordance with IESNA LM-79-08 as well as Lighting Facts listed.

Watts	Lumen Output	AC Input 120V	Measured Watts	CRI	Beam Angle	LPW
14W	1400	0.13A	14W	70		87
24W	2400	0.22A	24W	70	110°	80
43W	4300	0.39A	43W	65		96.8

Lumen Ambient Temperature (LAT) Multipliers

Use these factors to determine relative lumen output for average ambient temperature from -40-104°F (-40-40°C)

Ambient		Multiplier
Celsius	Fahrenheit	
0	32	1.02
10	50	1.01
20	68	1.00
25	77	1.00
30	86	1.00
40	104	0.99

Projected LED Lumen Maintenance

Data references the extrapolated performance projections for the LED Flood light in a 77°F ambient, (tested per IESNA LM-80-08 and projected per IESNA TM-21-11).

Operating Hours	0	4,000	7,000	30,000	175,000
Lumen Maintenance Factor	1.0	0.98(L98)	0.96(L96)	0.92(L92)	0.70(L70)

System Wattage	Max THD (%)	Power Factor	Power Efficiency	Replaces/ Equiv.(MH)
14W	20	>0.99	90%	70W
24W	20	>0.99	90%	100W
42W	20	>0.99	90%	175W

Warranty

Five year limited warranty. Full warranty terms located at www.abovealllighting.com/warrantystatements

Note:

Specifications subject to change without notice.