

COMPOSITION SYSTEM

LINEAR INSERT

Modular linear insert available in 4 standard sizes.

Project _____

Date _____

Type _____



ORDERING INFORMATION

MODEL	CCT	FINISH	CRI	WATT	BEAM ANGLE	VOLT	DIMMING	LENGTH
COCO-LBE-9473	27- 2700K 30- 3000K 35- 3500K	W- White B- Black	90- 90CRI	6- 6W	110- 110°	42- 42V	N- Non Dim D- 1-10V Dim	8"L
COCO-LBE-9474				13- 13W				16"L
COCO-LBE-9475				21- 21W				31"L
COCO-LBE-9476				32- 32W				47"L
COCO-LBE-								

LUMEN OUTPUT & WATTAGE

	COCO-LBE-9473A		COCO-LBE-9474A		COCO-LBE-9475A		COCO-LBE-9476A	
Wattage	6 W		13 W		21 W		32 W	
Color Temperature	2700K/ 3000K	3500K	2700K/ 3000K	3500K	2700K/ 3000K	3500K	2700K/ 3000K	3500K
Lumen Package	688 lm	738 lm	747 lm	1160 lm	2304 lm	2373 lm	2059 lm	2316 lm

FIXTURE SPECIFICATION

LED CHIPS
Samsung LED

HOUSING
Aluminum body

WARRANTY
5 year warranty.

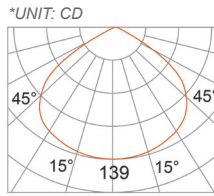
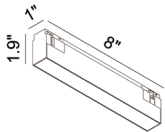
IP RATED
IP20 rated, dry location only.

LISTING
ETL listing, CE listing



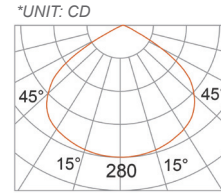
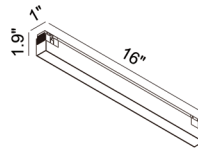
PHOTOMETRIC CURVES

COCO-LBE-9473



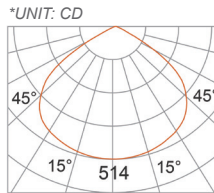
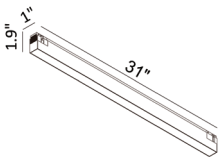
AT 3000K, 90CRI
3000K- 110° BEAM

COCO-LBE-9474



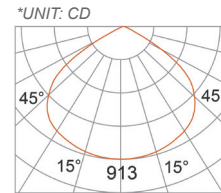
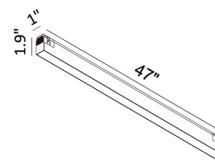
AT 3000K, 90CRI
3000K- 110° BEAM

COCO-LBE-9475



AT 3000K, 90CRI
3000K- 110° BEAM

COCO-LBE-9476



AT 3000K, 90CRI
3000K- 110° BEAM