

# RL30-IC

## 6" Incandescent Insulated Ceiling Recessed Downlight

### Specifications/Features

#### Housing/Mounting

Designed for direct contact with ceiling insulation. May be used in ceilings 1/2" to 1-1/2" thick.  
Dual extension bars are adjustable for 16" and 24" center joists.  
Nailer bar hangers for easy installation. Hanger bars may be extended to rest on T-bar ceilings. Optional clip-on T-bar hangers also available.  
Adjustable socket mounting plate.

#### Lamp/Electrical

Input Voltage: 120V AC, 60Hz.  
(1) 65W BR30, 75W PAR30, 75W PAR30LN, 60W A19 or 40W A19  
Prewired junction box with convenient screwdriver pry-outs: (6) 1/2",  
(1) 1/2" x 3/4" concentric and (4) Romex knockouts.  
Quick connect push-in wires provided.

#### Trims

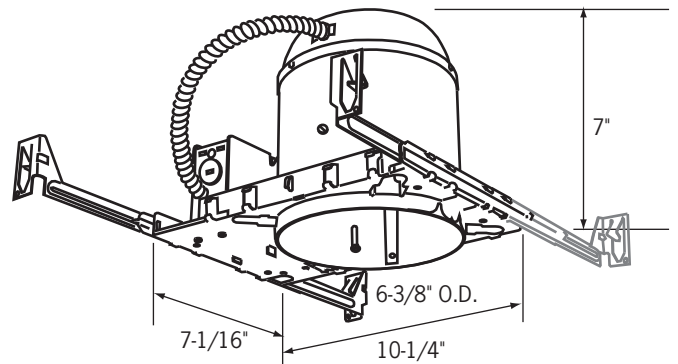

Many different trims options are available to complement any design style. See "Trims for 6" Incandescent Recessed Housings" spec sheet for details.

#### Warranty

This fixture is covered by ConTech's full one year replacement guarantee after date of purchase.

#### Listing

cULus listed. Suitable for damp locations.



**Ceiling Opening:** 6-1/2"  
**Ceiling Thickness:** 1/2" - 1-1/2"

### Ordering Information

Example Order:

Housing

RL30-IC

Trims

**Max. Lamp 65W BR30, 75W PAR30, 75W PAR30LN:**

CTR3000 Series    CTR3001 Series  
CTR3002 Series    CTR3007 Series  
CTR3008 Series    CTR3009 Series

**Max. Lamp 60W A19:**

CTR1901 Series  
CTR1902 Series

**Max. Lamp 40W A19:**

CTR1912 Series  
CTR1913 Series  
CTR1916 Series

**See "Trims for 6" Incandescent Recessed Housings" Spec Sheet for Trim Information and Details**

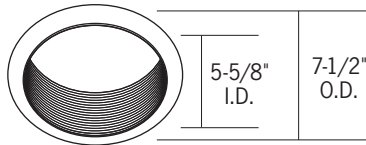
Options

**CTR64C-CLR** - 6" Trim Cross-Hair Louver Insert  
**CTR618** - 6" Round Line Voltage Adapter Plate  
**HB-30** - 30" T-Bar Hanger Set  
**RL-725-(B,P)** - Minimum Trim Ring for 6" Trim, 7-1/4" O.D.  
**RL-75-(B,P)** - Replacement Trim Ring for 6" Trim, 7-1/2" O.D.  
**RL-08-(B,P)** - Oversized Trim Ring for 6" Trim, 7-13/16" O.D.

## Trims for 6" Incandescent RL30 and RL38 Series Recessed Housings

- Trims are compatible with the following 6-inch Incandescent Recessed Housings unless otherwise specified: RL30-IC, RL30S-ICSA, RL30-ICSA-R, RL30S-ICR, RL38, RL38S, RL38S-R, RL38-ICER and RL38-ICESA

- All Trims have White Trim finish unless specified
- All Trims are cCSAus Certified and Suitable for Damp Locations; only Shower Trims are Wet Location Listed



### CTR1901 Series

#### Baffle

White high heat rated ABS beveled trim ring. Specular aluminum reflector. Three (3) heat-treated steel spring reflector clips.

**NOTE:** Not compatible with shallow housings

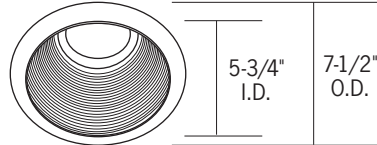
**CTR1901-B-CLR** - Black Baffle, Clear Reflector, Black Trim

**CTR1901-CLR** - Black Baffle, Clear Reflector, White Trim

**CTR1901-WHT** - White Baffle, White Reflector, White Trim

#### Maximum Wattage:

IC Housings: 50W PAR30, 60W A19  
Non-IC Housings: 75W PAR30, 90W PAR38, 100W A19



### CTR6001AT

#### Air-Tight Tapered Baffle

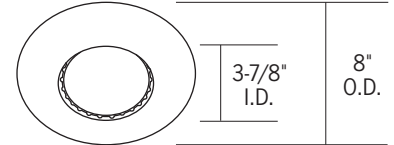
Self flanged, air-tight, tapered baffle. White Baffle/Trim Ring

**NOTE:** Not compatible with shallow housings

**CTR6001AT-WHT** - White Baffle, White Trim

#### Maximum Wattage:

IC Housings: 75W PAR30  
Non-IC Housings: 150W PAR38



### CTR3000/CTR3800

#### Open Trim

Painted white steel beveled trim ring. Two (2) double coiled heat-treated steel spring clips. Polyethylene sponge gaskets.

**For PAR30 Housings**

**CTR3000-P** - White Open Trim

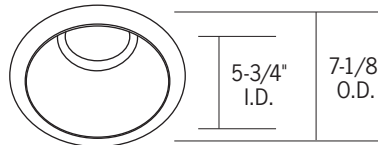
**Maximum Wattage:** 75W PAR30

**For PAR38 Housings**

**CTR3800-P** - White Open Trim

**Maximum Wattage:**

IC Housings: 75W, 90W or 100W PAR38  
Non-IC Housings: 120W BR40, 150W PAR38



### CTR3002/CTR3802 Series

#### Specular Reflector

White high heat rated ABS beveled trim ring. Two (2) Double coiled heat-treated steel spring clips. Tapered steel specular reflector on "BLK" finishes. Tapered aluminum specular reflector on "CLR" and "WHT" finishes.

**For PAR30 Housings**

**CTR3002-B-BLK** - Black Tapered Steel Specular Reflector, Black Trim

**CTR3002-BLK** - Black Tapered Steel Specular Reflector, White Trim

**CTR3002-CLR** - Clear Tapered Aluminum Specular Reflector, White Trim

**CTR3002-WHT** - White Tapered Aluminum Multiplier, White Trim

**Maximum Wattage:** 65W BR30, 75W PAR30

**For PAR38 Housings**

**CTR3802-B-BLK** - Black Tapered Steel Specular Reflector, Black Trim

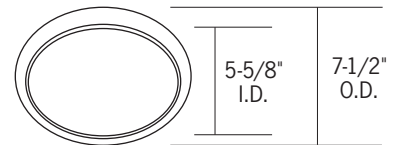
**CTR3802-BLK** - Black Tapered Steel Specular Reflector, White Trim

**CTR3802-CLR** - Clear Tapered Aluminum Specular Reflector, White Trim

**CTR3802-WHT** - White Tapered Aluminum Multiplier, White Trim

**Maximum Wattage:**

IC Housings: 75W, 90W or 100W PAR38  
Non-IC Housings: 120W BR40, 150W PAR38



### CTR1902 Series

#### A-Lamp Multiplier

White high heat rated ABS beveled trim ring. Specular aluminum reflector. Three (3) Heat-treated steel spring pressure clips.

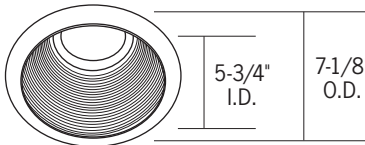
**NOTE:** Not compatible with shallow housings

**CTR1902-CLR** - Clear Reflector

**CTR1902-WHT** - White Reflector

**Maximum Wattage:**

IC Housings: 50W PAR30, 60W A19  
Non-IC Housings: 75W PAR30, 90W PAR38, 100W A19



### CTR3001/CTR3801 Series

#### Tapered Baffle

White high heat rated ABS beveled trim ring. Two (2) Double coiled heat-treated steel spring clips. Tapered steel baffle.

**For PAR30 Housings**

**CTR3001-B** - Black Tapered Baffle, Black Trim

**CTR3001-P** - Black Tapered Baffle, White Trim

**CTR3001-WHT** - White Tapered Baffle, White Trim

**CTR3001W-WHT** - Tapered White Baffle, White Oversized Trim Ring; 7-3/4-Inch OD

**Maximum Wattage:** 65W BR30, 75W PAR30

**For PAR38 Housings**

**CTR3801-P** - Black Tapered Baffle, White Trim

**CTR3801-WHT** - White Tapered Baffle, White Trim

**Maximum Wattage:**

IC Housings: 60W PAR38  
Non-IC Housings: 120W BR40, 150W PAR38

## Trims for 6" Incandescent RL30 and RL38 Series Recessed Housings



### CTR3007/CTR3807

*Adjustable Gimbal*

CTR3007: 4" ID

CTR3807: 4-3/4" ID

Steel construction, 23° Vertical adjustment. White High Heat rated ABS Flat Trim Ring. Three (3) spring steel, heat-treated Leaf reflector clips. One (1) Steel, heat-treated lamp retaining spring.

**For PAR30 Housings**

**CTR3007-WHT** - White Baffle, White Trim

**Maximum Wattage:** 65W BR30, 75W PAR30

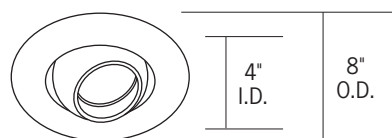
**For PAR38 Housings**

**CTR3807-WHT** - White Baffle, White Trim

**Maximum Wattage:**

IC Housings: 60W or 75W PAR38

Non-IC Housings: 150W PAR38



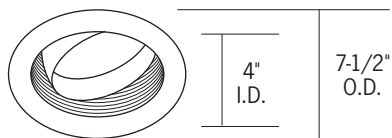
### CTR3008

*Eyeball*

35° Vertical adjustment. Beveled steel trim ring. Polyethylene sponge gaskets. Two (2) butterfly spring clips, heat-treated steel. Steel eyeball construction.

**CTR3008-P** - White

**Maximum Wattage:** 75W PAR30



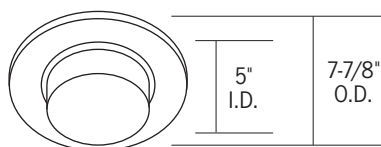
### CTR3009

*Regressed Eyeball*

30° Vertical adjustment. Flat, high-heat ABS white trim ring. Three (3) leaf reflector clips: spring steel, heat-treated, black oxidation plated. White aluminum tapered baffle. White steel eyeball construction.

**CTR3009-WHT** - White Baffle and Eyeball

**Maximum Wattage:** 75W PAR30



### CTR1916 Series

*Drop Opal Shower Light Trim*

Wet location approved. Beveled white steel trim ring. Polyethylene sponge gaskets. Two (2) butterfly spring clips, heat treated steel. Wet Location approved.

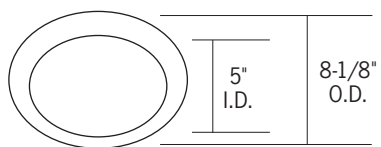
**CTR1916-P** - Drop Opal Shower Light Trim; Glass Lens, 1" Drop

**CTR1916-PP** - Drop Opal Shower Light Trim; Plastic Lens, 1-1/2" Drop

**Maximum Wattage:**

IC Housings: 40W A19

Non-IC Housings: 60W A19



### CTR1912

*Albalite Shower Light Trim*

Wet Location approved. Beveled white steel trim ring. Polyethylene sponge gaskets. Flat opal Albalite glass. Two (2) butterfly spring clips, heat treated steel.

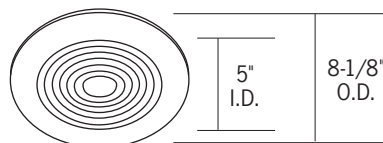
**CTR1912-P** - White Albalite Shower Light Trim

**Maximum Wattage:**

IC Housings: 40W A19

60W A19 can be used with RL38-ICER and RL38-ICESA

Non-IC Housings: 60W A19



### CTR1913

*Fresnel Shower Light Trim*

Wet Location approved. Beveled white steel trim ring. Polyethylene sponge gaskets. Flat, clear Fresnel glass lens. Two (2) butterfly spring clips, heat treated steel.

**CTR1913-P** - White Fresnel Shower Light Trim

**Maximum Wattage:**

IC Housings: 40W A19

60W A19 can be used with RL38-ICER and RL38-ICESA

Non-IC Housings: 60W A19