

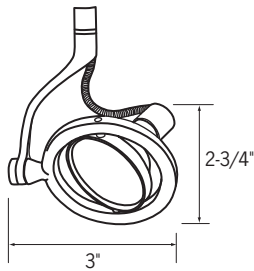
Quick Release

Low Voltage Fixtures

ConTech's Low Voltage Quick Release Lighting System delivers the versatility to adapt Quick Release Fixtures to any of our lighting systems with ease. With the appropriate adapter, the QR-series fixtures and pendants are compatible with our Magellan and Odyssey Flexible Track Systems, Symphony Low Voltage Track, Line Voltage Track and Mono-point Ceiling Canopies.

Select the fixture or pendant of interest and the appropriate flexible track/track adapter. Tighten the fixture to the adapter, and you are ready to connect the Quick Release fixture to your lighting system.

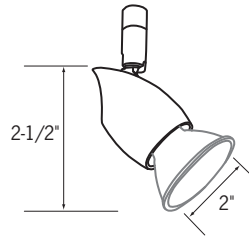
Finish Codes: AB - Antique Bronze, S - Silver



Lika Spot
Dual swivel lampholder.
Fixture allows use of (1) LF16 series or FA-16 filter.
Lamp: 50W max., MR16 FG, GU5.3 base
Finish: -AB, -S



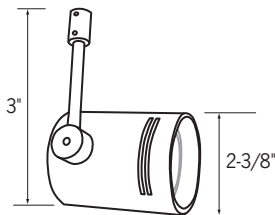
CRS596QR



Neat Spot
Lamp: 50W max., MR16 FG, GU5.3 base
Finish: -AB, -S



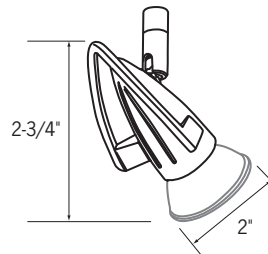
CRS298QR



Bima Spot
Lamp: 50W max., MR16 FG, GU5.3 base
Finish: -AB, -S



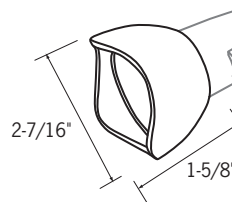
CRS697QR




Star Spot
Without Shade
Lamp: 50W max., MR16 FG, GU5.3 base
Finish: -AB, -S



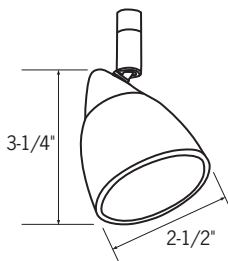
CRS140QR



Shades for Star Spot



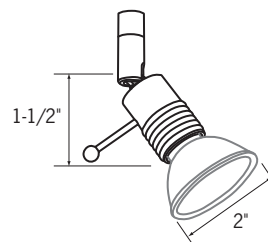
CRS-STAR-B - Blue Glass
CRS-STAR-DC - Die Cast Silver
CRS-STAR-W - Frosted White Glass



Stratos Spot
Lamp: 50W max., MR16 FG, GU5.3 base
Finish: -AB, -S



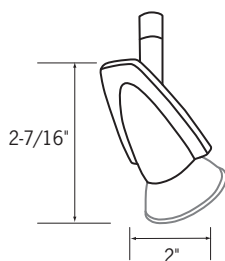
CRS280QR



Syros
Lamp: 50W max., MR16 FG, GU5.3 base
Finish: -AB, -S



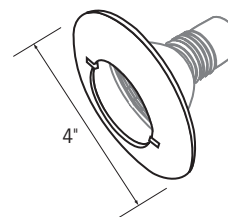
CRS129QR




Rocket
Lamp: 50W max., MR16 FG, GU5.3 base
Finish: -AB, -S



CRS281QR

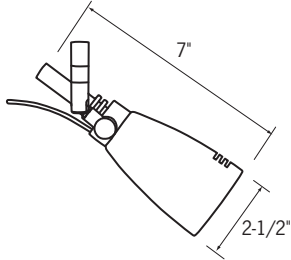


Frosted White Glass Ring
Glass accessory for Quick Release Syros (CRS129QR). Clips included.



CRS-SP130

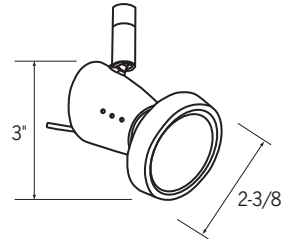
Quick Release Low Voltage Fixtures



Nica with Metal Shade

Lamp: 35W max., MR16 FG, GU5.3 base
Finish: -AB, -S

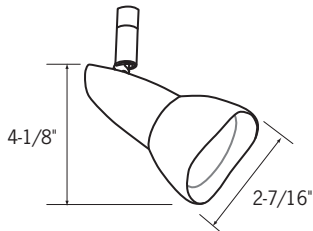
CRS381QR



Risa with Ring

Lamp: 50W max., MR16 FG, GU5.3 base
Finish: -AB, -S

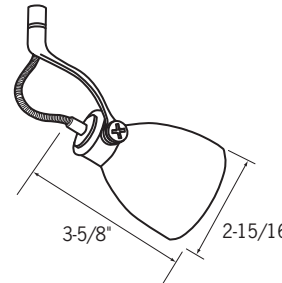
CRS4537QR



Ponti with Porcelain Shade

Lamp: 50W max., MR16 FG, GU5.3 base
or T5 Xelogen, GY6.35 base
Finish: -AB, -S

CRS400QR

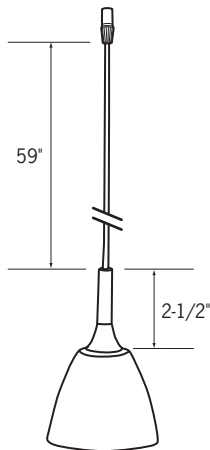


Radia-S

with Curved Arm & Porcelain Shade
Lamp: 50W max. MR16 FG, GU5.3 base
or T5 Xelogen, GY6.35 base
Finish: -AB, -S

CRS44156QR

Quick Release Low Voltage Pendants



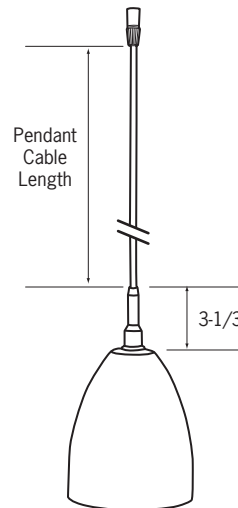
Quick Release Lock-fit Pendant

for Lock-Fit Shades

Coaxial cord is 59" long with transparent silicone insulation. May be field modified for shorter lengths. Finger Glass*, Ring Tool and Allen Wrench. Shades sold separately. Lamp: T5 Xelogen, GY6.35 base
Finish: -AB, -S

CRS3296QR

Shown with CTS354
Series Shade



Quick Release Pendants

for Gravity-fit Shades

Bicycle cable wiring cover keeps cord straight for a clean appearance. Available in 2', 4', 6', & 8' lengths. May be field modified for shorter lengths. Includes Finger Glass* and Allen Wrench. Shades sold separately. Lamp: T5 Xelogen or T4 Halogen, GY6.35 base
Finish: -AB, -S

CRS7246QR - 2' Pendant

CRS7486QR - 4' Pendant

CRS7726QR - 6' Pendant

CRS7966QR - 8' Pendant

Shown with OFG201
Series Shade

* If low pressure lamps are used, Finger Glass is not required.