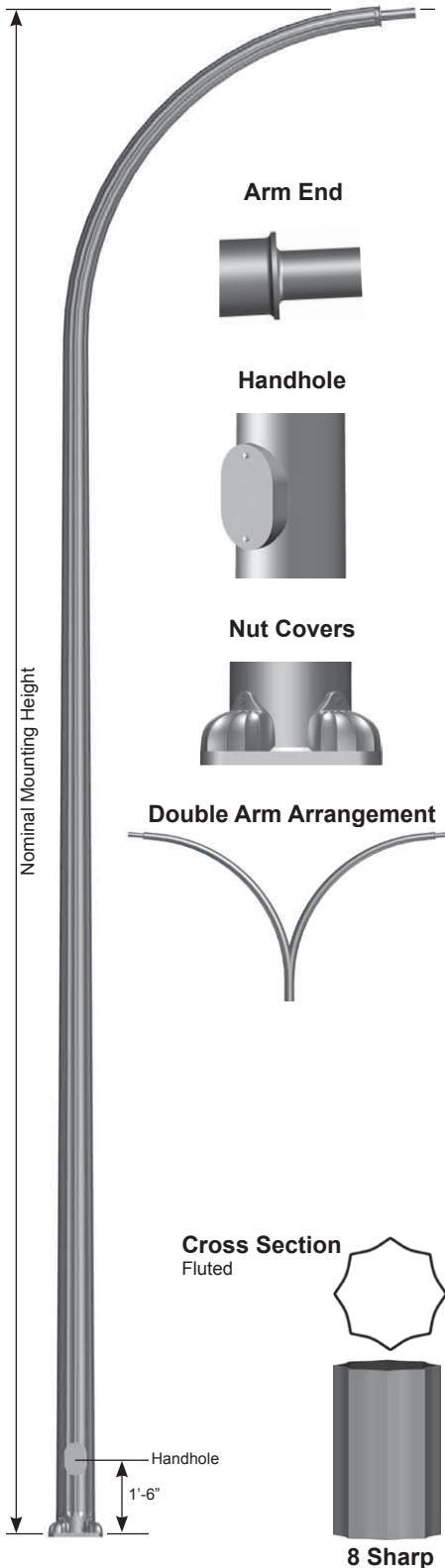


Job Name: _____	Client Name: _____
Job Location - City: _____ State: _____	Created By: _____ Date: _____
Product: _____ Quote: _____	Customer Approval: _____ Date: _____

SPECIFICATIONS



Pole - The pole shaft conforms to ASTM A595 Grade A with a constant linear taper of 0.14 in/ft.

Davit Arm - Davit arm shaft conforms to ASTM A595 Grade A with a constant linear taper of 0.14 in/ft. Davit arms can be a fluted cross section to match the pole shaft or a smooth round cross section. A single davit arm is either an integral part of the pole shaft or a separate section which slipfits the pole shaft. Double davit arms are a separate section which slipfits the pole shaft. Double luminaire arms can only be oriented 180° apart. An arm end plate and a 2.38" OD x 8.00" long tenon is provided for slip fit luminaires.

Fluting Process - The tapered shafts are cold rolled over a precision hardened steel mandrel to form the desired flute shape. The flutes are uniform and equally spaced throughout the process. The termination of the flutes is no greater than 1.50" radii transition into the round section of the shaft. The results of this fluting process are flutes with architecturally pleasing radiused terminations and crisp uniform flutes.

Linear Flute Layout - Flutes start and stop to ensure decorative nut covers and anchor base connection fit a smooth round diameter. Flute start and stop locations should be specified.

Handhole - A covered handhole and grounding provision with hardware is provided.

Nut Covers - Decorative anchor bolt nut covers with hardware are provided.

Base Cover - Optional decorative base covers available as special order.

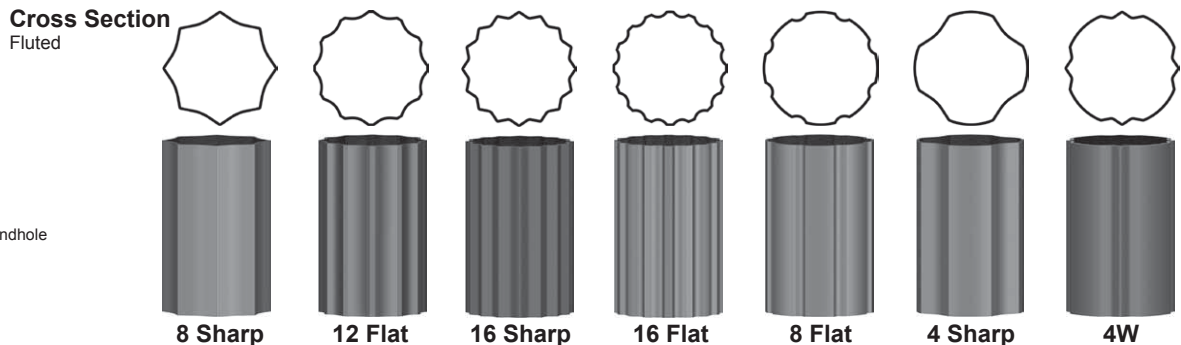
Anchor Base - The anchor base (base plate) conforms to ASTM A36.

Anchor Bolts - Anchor bolts conform to ASTM F1554 Grade 55 and are provided with two hex nuts and two flat washers. Bolts have an "L" bend on one end and are galvanized a minimum of 12" on the threaded end.

Hardware - All structural fasteners are galvanized high strength carbon steel. All non-structural fasteners are galvanized or zinc-plated carbon steel or stainless steel.

Finish - Standard finishes are galvanized, prime painted or any of Valmont's V-PRO™ Protection Systems. Additional finish options available upon request.

Design Criteria - Please reference Design Criteria Specification for appropriate design conditions.

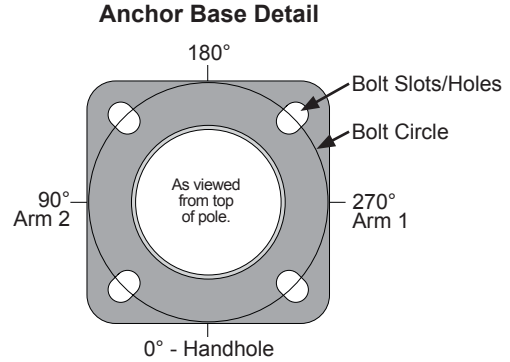


ROUND TAPERED STEEL Fluted FL90

Job Name: _____	Client Name: _____
Job Location - City: _____ State: _____	Created By: _____ Date: _____
Product: _____ Quote: _____	Customer Approval: _____ Date: _____

ANCHORAGE DATA

POLE		BASE PLATE				ANCHOR BOLTS		
BASE OD (IN)	WALL THK (GA)	BOLT CIRCLE		SQUARE (IN)	THK (IN)	DIA x LENGTH x HOOK (IN)	PROJECTION (IN)	± (IN)
		DIA (IN)	± (IN)					
6.72	11	10.00	0.50	11.00	0.875	1.00 x 36.00 x 4.00	4.13	0.25
7.53	11	10.50	0.50	11.25	0.875	1.00 x 36.00 x 4.00	4.13	0.25
8.25	11	11.50	0.50	12.00	1.000	1.00 x 36.00 x 4.00	4.25	0.25
9.00	11	12.50	0.50	12.38	1.000	1.00 x 36.00 x 4.00	4.25	0.25



LOAD AND DIMENSIONAL DATA

NOMINAL MOUNTING HEIGHT	QUANTITY OF ARMS	MAX ARM LENGTH (FT)	DESIGN INFORMATION		POLE DIMENSIONS				MODEL NUMBER
			MAX LUMINAIRE EPA ¹ (SQFT)	MAX LUMINAIRE WEIGHT ¹ (LBS)	BASE OD (IN)	TOP OD (IN)	WALL THK (GA)	STRUCTURE WEIGHT ² (LBS)	
20'-0"	Single	6' - 11"	2.00	75	6.72	3.43	11	195	672A236
	Double	6' - 11"	2.00	75	6.72	3.43	11	250	672A236
25'-0"	Single	6' - 11"	2.00	75	7.53	3.54	11	255	753A286
	Double	6' - 11"	2.00	75	7.53	3.54	11	310	753A286
30'-0"	Single	6' - 11"	2.00	75	8.25	3.56	11	325	825A336
	Double	6' - 11"	2.00	75	8.25	3.56	11	380	825A336
35'-0"	Single	6' - 11"	2.00	75	9.00	3.61	11	395	900A386
	Double	6' - 11"	2.00	75	9.00	3.61	11	450	900A386

1. EPA represents the Effective Projected Area of each luminaire. Designs are limited to one luminaire per arm. Variations from sizes above are available upon inquiry at the factory. Satisfactory performance of poles is dependent upon the pole being properly attached to a supporting foundation of adequate design.
 2. Structure Weight is a nominal value which includes the pole, base plate and luminaire arm(s) only.

PRODUCT ORDERING CODES

DESIGN SERIES	CROSS SECTION	MODEL NUMBER	FIXTURE MOUNTING	FINISH	COLOR	V-PRO™ PROTECTION SYSTEM	OPTIONS
FL90	A = 8 Sharp C = 12 Flat D = 16 Sharp E = 16 Flat F = 8 Flat G = 4 Sharp W = 4W	672A236 753A286 825A336 900A386	6S = 6' Single 6D = 6' Double	GV = Galvanize PP = Prime Paint FP = Finish Paint GF = Galvanized + Finish Paint	-- = Galvanize -- = Prime Paint WH = White ST = Sandstone BK = Black SM = Silver Metallic SL = Silver LG = Light Gray SG = Slate Gray DT = Dark Tan MB = Medium Bronze CB = Bronze DB = Dark Bronze BN = Brown HG = Hunter Green DG = Dark Green RD = Red SC = Special Color (Contact Factory)	-- = Galvanize -- = Prime Paint V1 = V-PRO 1 Basic 1 Coat Powder. V2 = V-PRO 2 2 Coat Powder or Liquid. Includes epoxy primer & top coat. V3 = V-PRO 3 2 Coat Powder or Liquid. Includes zinc primer & top coat. V4 = V-PRO 4 2 Coat Powder or Liquid. Includes zinc primer & premium top coat.	See Accessories at valmontstructures.com (Please Specify)

SPC7306 04/09 valmontstructures.com carries the most current spec information and supersedes these guidelines.