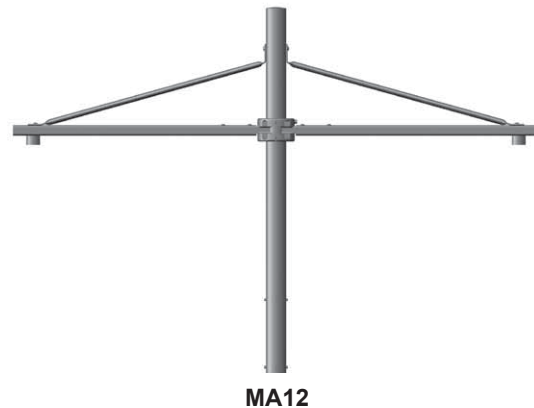
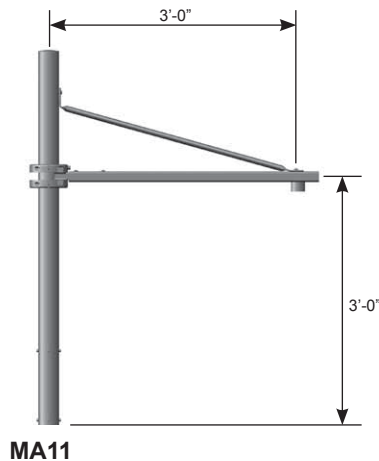



Job Name: _____	Client Name: _____
Job Location - City: _____ State: _____	Created By: _____ Date: _____
Product: _____ Quote: _____	Customer Approval: _____ Date: _____

SPECIFICATIONS



ARM TYPE	ARM ATTACHMENT	EPA (SQ FT)	WEIGHT (LBS)	MODEL NUMBER
Single	2.38" OD x 12.00" Tenon	2.7	53	MA11
Double - 180°	2.38" OD x 12.00" Tenon	3.9	75	MA12

FINIALS



PRODUCT ORDERING CODES

DESIGN SERIES	MODEL NUMBER	LUMINAIRE MOUNTING	VERTICAL UPRIGHT COLOR*	LUMINAIRE ARM COLOR*	FINIAL	FINIAL COLOR*	OPTIONS
PTS	MA11 MA12	D2 = 1.50" NPS Coupling ST = Special Tenon (Specify)	V	A	D = Half Dome F = Round Plastic Push-In G = Globe S = Spike		See Accessories at valmontstructures.com (Please Specify)
STEEL WH = White ST = Sandstone BK = Black SM = Silver Metallic SL = Silver LG = Light Gray SG = Slate Gray DT = Dark Tan MB = Medium Bronze CB = Bronze DB = Dark Bronze BN = Brown HG = Hunter Green DG = Dark Green RD = Red SC = Special Color (Contact Factory)							

* Diagonal decorative rod is finished in the color selected for the vertical upright.